
2014-15

Parent Satisfaction Survey

SECONDARY PROGRAM



Survey Design and Administration

Aligned to Parent Satisfaction Survey used in 2012-13 and 2013-14

Content:

- *Demographics (n=5)*
- *Safe & Welcome Schools (n=5)*
- *Schools & Learning (n=6)*
- *Respectful Environment (n=5)*
- *Classes and Activities (n=3)*
- *Overall Impressions (3)*
- *Open-ended Comments (n=1)*

Reviewed for content and flow by:

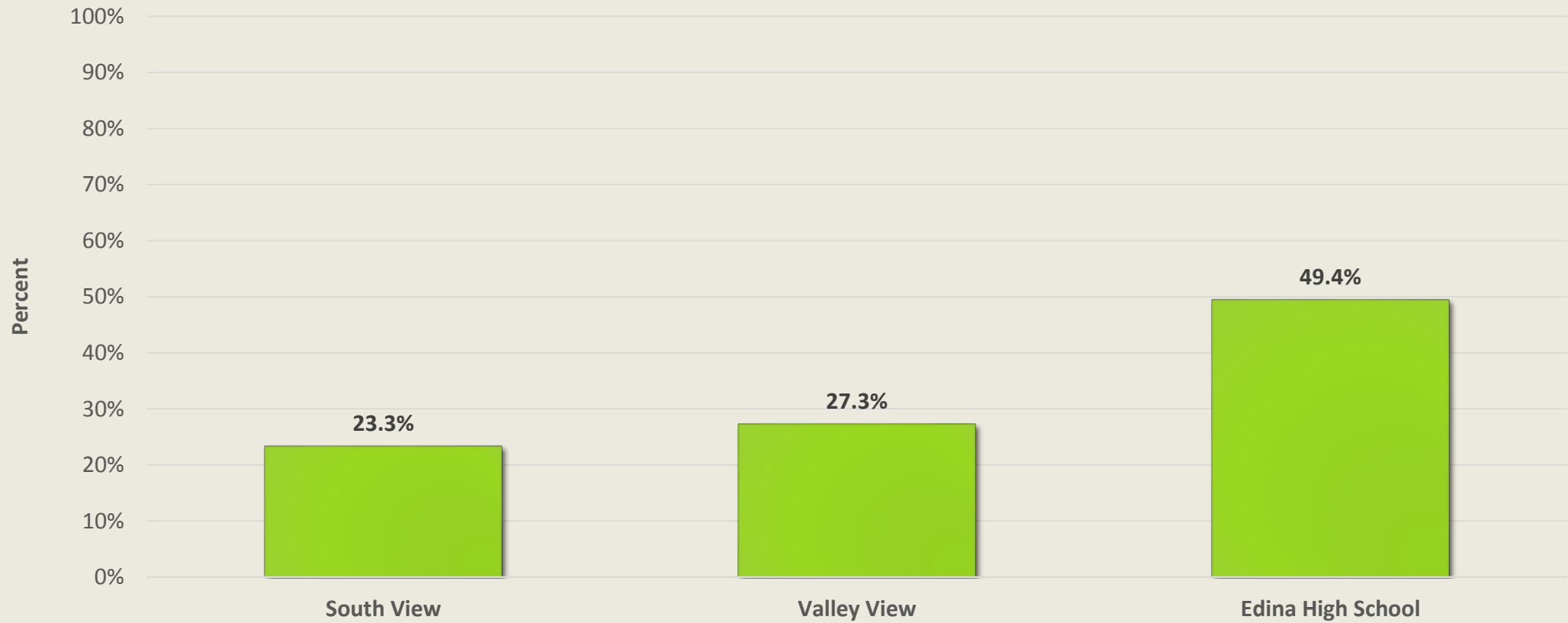
- *Lead Team*
- *Department of Teaching and Learning / Research and Evaluation*
- *Building Principals / Program Directors*
- *Education Minnesota Edina*

Administered online May 26 – June 24, 2015

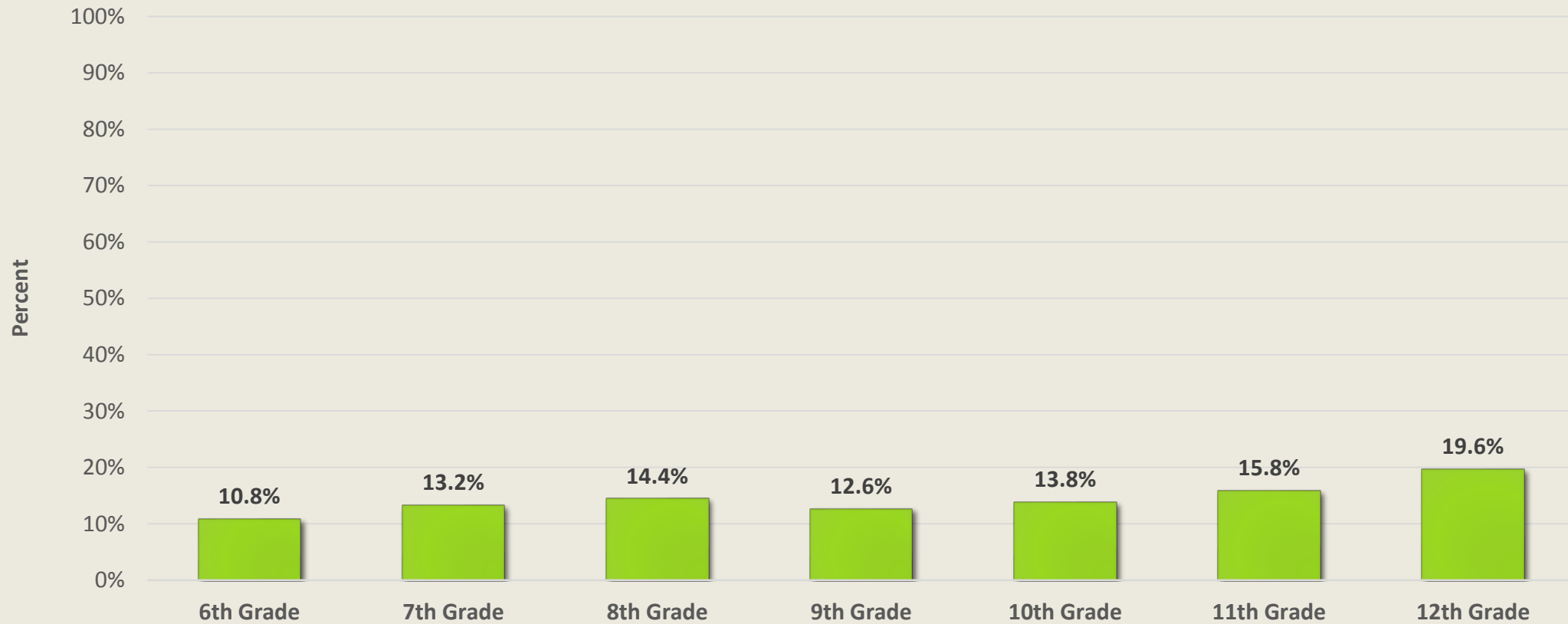
Voluntary and Anonymous

Demographic Information

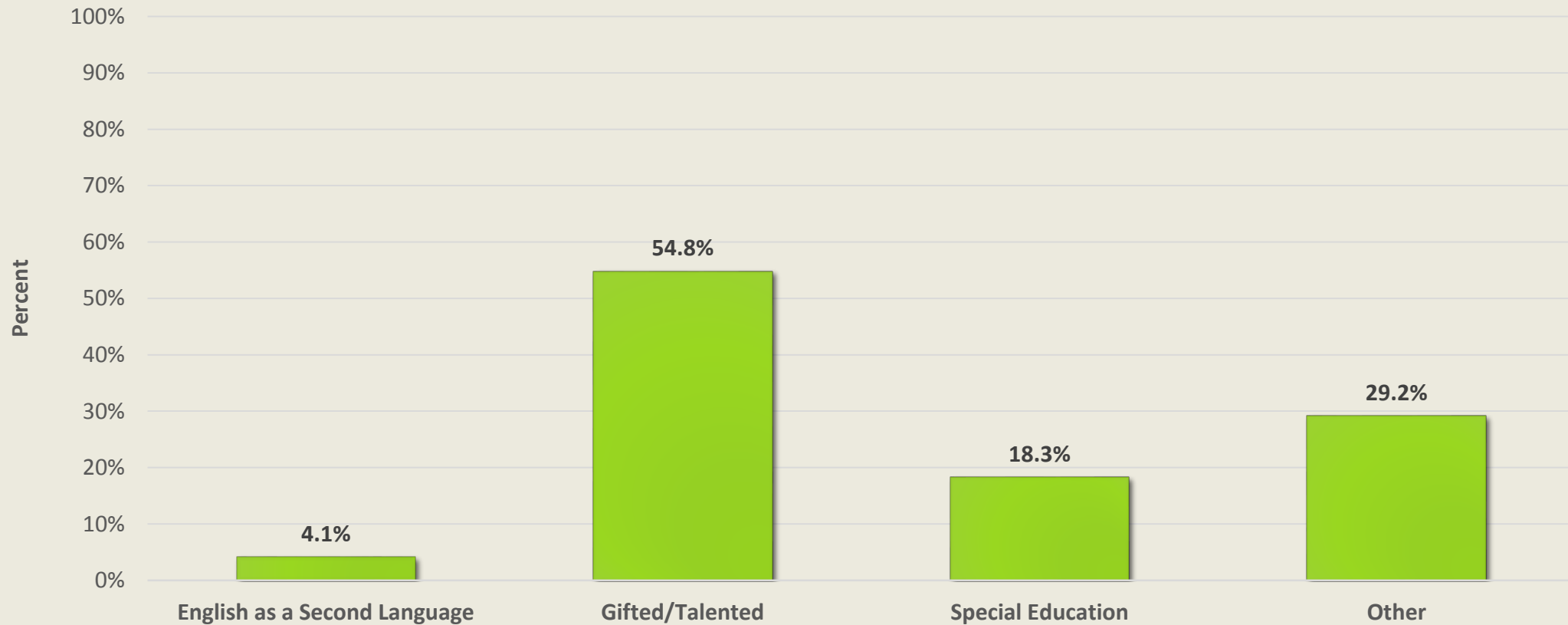
My oldest secondary-age child attends: (*n=660*)



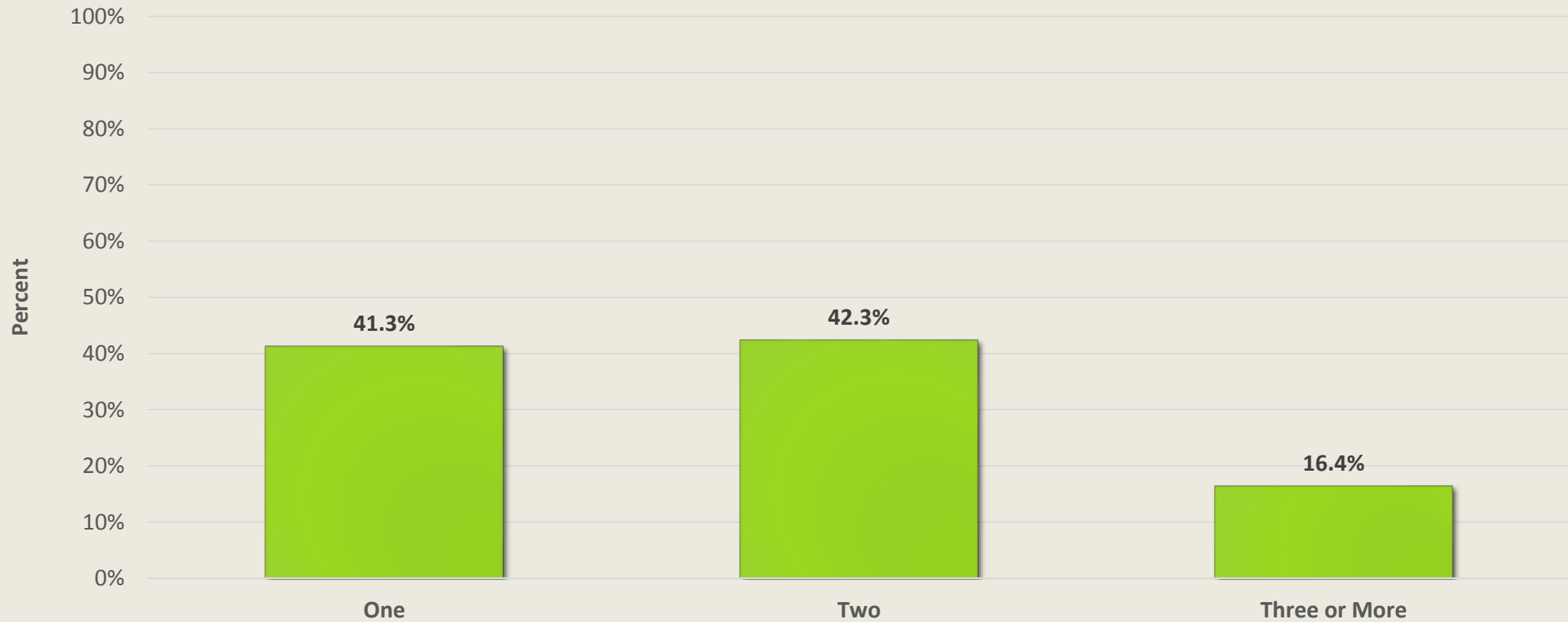
My oldest secondary-age child is in: (*n=660*)



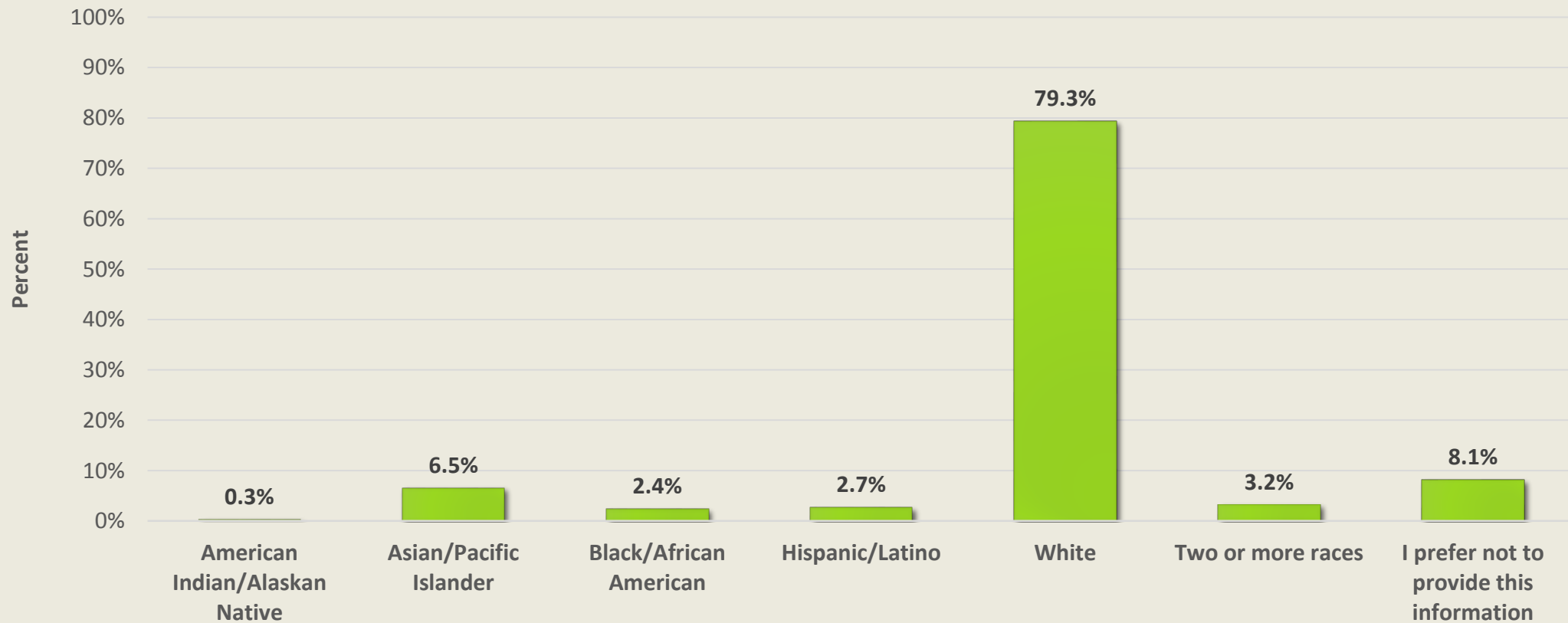
In which of the following programs does your child participate? Please select all that apply.
(*n*=245)



Currently, I have ___ student(s) attending Edina Public Schools. (*n*=622)



(For statistical purposes only) My oldest elementary-age child is: (n=629)



Instructions for Rating Scale-Type Questions

“Please answer the questions on this survey thinking of your oldest secondary-age child. *If you would like to complete the survey providing feedback relative to another child or school, you may use the link to access the survey a second time and submit new/different responses.*”

Safe and Welcome Schools (*n*=649)

	Strongly Agree/Agree	Disagree/Strongly Disagree	No Opinion
I am proud to have a student in this school	92.5%	3.8%	3.7%
My child likes school	89.6%	9.6%	.77%
The school provides a safe environment	94.7%	4.1%	1.2%
When I visit the school, I feel welcome	82.4%	11.0%	6.6%
School-to-home communication keeps me well informed	80.1%	18.8%	1.1%

Schools and Learning (n=634)

	Strongly Agree/Agree	Disagree/Strongly Disagree	No Opinion
The schoolwork is challenging and requires my child's best efforts	91.2%	6.8%	2.0%
My child is learning a lot	91.6%	6.8%	1.6%
The school curriculum promotes student achievement in all areas	81.6%	15.4%	3.0%
Teachers use a variety of teaching and learning activities to help my child learn	81.2%	11.0%	7.8%
Teachers help my child when s/he need it	79.1%	16.9%	4.0%
The school's structure supports and encourages student success.	76.9%	17.5%	5.6%

Respectful Environment ($n=629$)

	Strongly Agree/Agree	Disagree/Strongly Disagree	No Opinion
Teachers care about my child	85.3%	9.1%	5.6%
Students respect other students	74.7%	16.9%	8.4%
Students show respect for adults in the school	77.1%	8.9%	14.0%
Adults in the school treat students with respect	83.5%	6.1%	10.4%
Students are treated fairly no matter their race or cultural heritage	67.2%	8.4%	24.4%

Classes and Activities (n=627)

	Strongly Agree/Agree	Disagree/Strongly Disagree	No Opinion
The school provides a variety of classes for my child's learning.	92.8%	6.2%	1.0%
Extracurricular activities (e.g., clubs, fine arts, student council, etc.) are available to my student.	91.2%	6.1%	2.7%
Extracurricular activities contribute to my child's skills, knowledge and personal development.	88.3%	4.7%	7.0%

Overall Impressions (*n*=626)

	Strongly Agree/Agree	Disagree/Strongly Disagree	NA
The transition from elementary to middle school worked well for my child at his/her school	78.9%	11.5%	9.6%
The transition from middle to high school worked for my child	43.9%	8.7%	47.4%
I am satisfied with this school	87.0%	11.9%	1.1%



EPS Continuous Improvement

Discussion
Questions
Next Steps