

2016-17
SECONDARY PROGRAM
FAMILY SATISFACTION SURVEY

Edina Public Schools

June, 2017

- Revised instrument reviewed for content and flow
 - *Survey Design Team*
 - *Department of Teaching and Learning / Research and Evaluation*
 - *Education Minnesota - Edina*

- Survey Content
 - *Demographics (n=4)*
 - *Safe and Welcome Schools (n=5)*
 - *Respectful environment (n=5)*
 - *Schools and Learning (n=12)*
 - *Personalized Learning (n=6)*
 - *Overall Impression (n=1)*
 - *Open-ended Comments (n=2)*

- Administered online May 17 – June 6, 2017

- Voluntary and Anonymous

Safe and Welcome Schools (*n*=531)

QUESTION	Percent Strongly Agree / Agree			
	ALL	SVMS	VVMS	EHS
My child likes school	84.7%	83.6%	82.1%	86.2%
The school building is a safe environment	84.3%	83.5%	88.4%	83.2%
When I visit the school, I feel welcome	73.9%	77.1%	76.6%	71.5%
School-to-home communication keeps me well informed	76.5%	68.0%	82.1%	77.8%
Staff create a safe and welcoming environment	74.4%	83.6%	73.2%	71.1%

Respectful Environment (*n*=519)

QUESTION	Percent Strongly Agree / Agree			
	ALL	SVMS	VVMS	EHS
Teachers care about my child	81.7%	88.3%	85.5%	77.5%
Students respect other students	63.7%	61.7%	65.5%	63.9%
Students show respect for adults in the school	66.1%	65.0%	62.7%	67.8%
Adults in the school treat students with respect	76.9%	82.5%	82.7%	72.3%
Students are treated fairly no matter their race or cultural heritage	58.8%	61.7%	68.2%	54.0%

Schools and Learning (*n*=511)

QUESTION	Percent Strongly Agree / Agree			
	ALL	SVMS	VVMS	EHS
The schoolwork is challenging and requires my child's best efforts.	86.5%	83.8%	86.0%	87.8%
My child is learning a lot.	85.3%	82.1%	86.0%	86.4%
The school curriculum promotes student achievement in all areas.	74.3%	75.2%	82.3%	73.1%
Teachers have high expectations for the success of my child.	80.6%	78.6%	84.1%	80.1%
Teachers use a variety of teaching and learning activities to help my child learn	73.4%	73.3%	81.3%	70.5%
Teachers help my child when s/he needs it	75.9%	76.3%	85.0%	72.4%

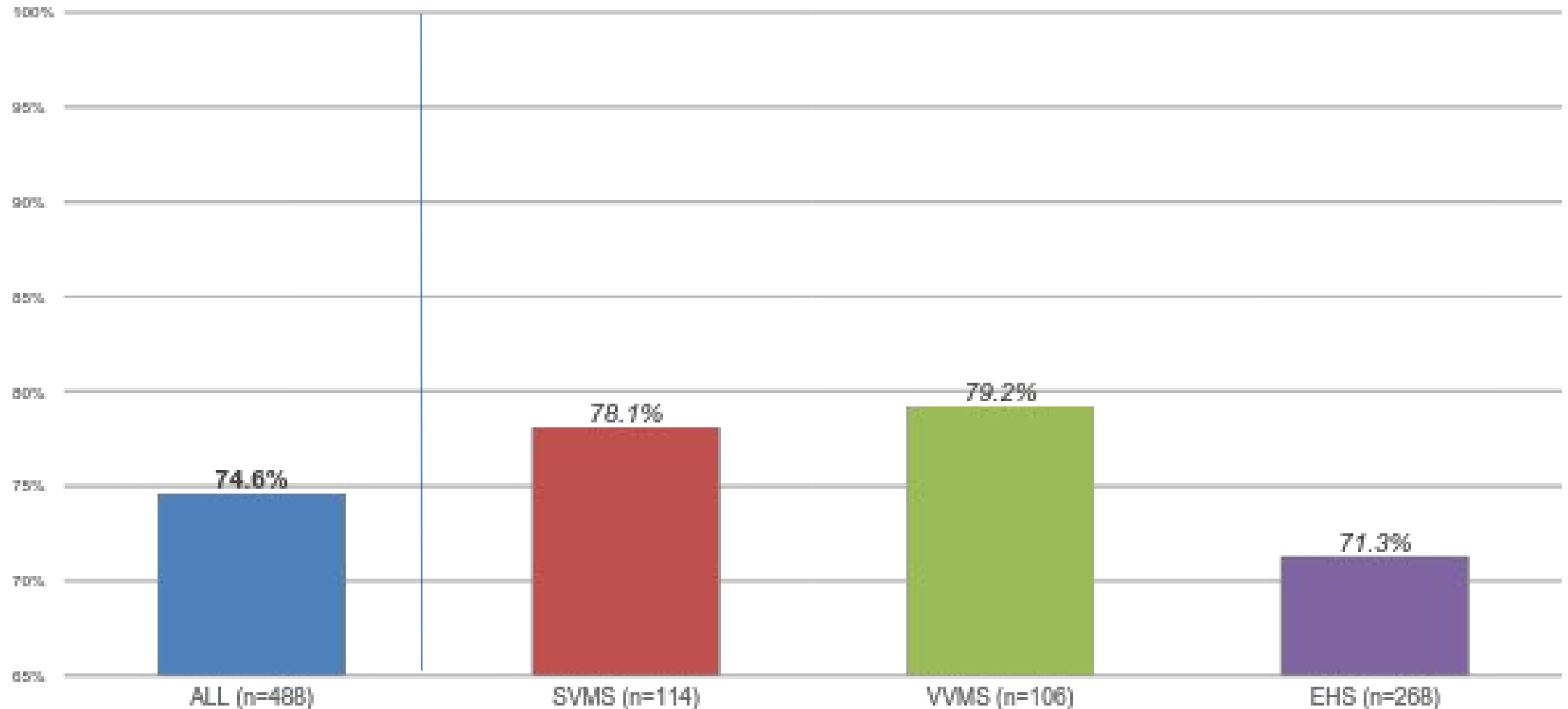
Schools and Learning (*n*=504)

QUESTION	Percent Strongly Agree / Agree			
	ALL	SVMS	VVMS	EHS
The school schedule supports and encourages student success	70.0%	67.2%	68.2%	71.9%
The physical structure of the school supports and encourages school success	55.3%	54.3%	62.6%	52.9%
The transition from elementary to middle school worked well for my child.	79.4%	76.5%	85.1%	78.4%
The transition from middle to high school worked well for my child.	83.6%	NA	NA	83.6%
Extracurricular activities (e.g., clubs, fine arts, sports, student council, etc.) are available to my student.	90.6%	89.6%	83.0%	94.1%
Extracurricular activities contribute to my child's skills, knowledge and personal development.	84.1%	73.7%	77.4%	91.1%

Personalized Learning (n=497)

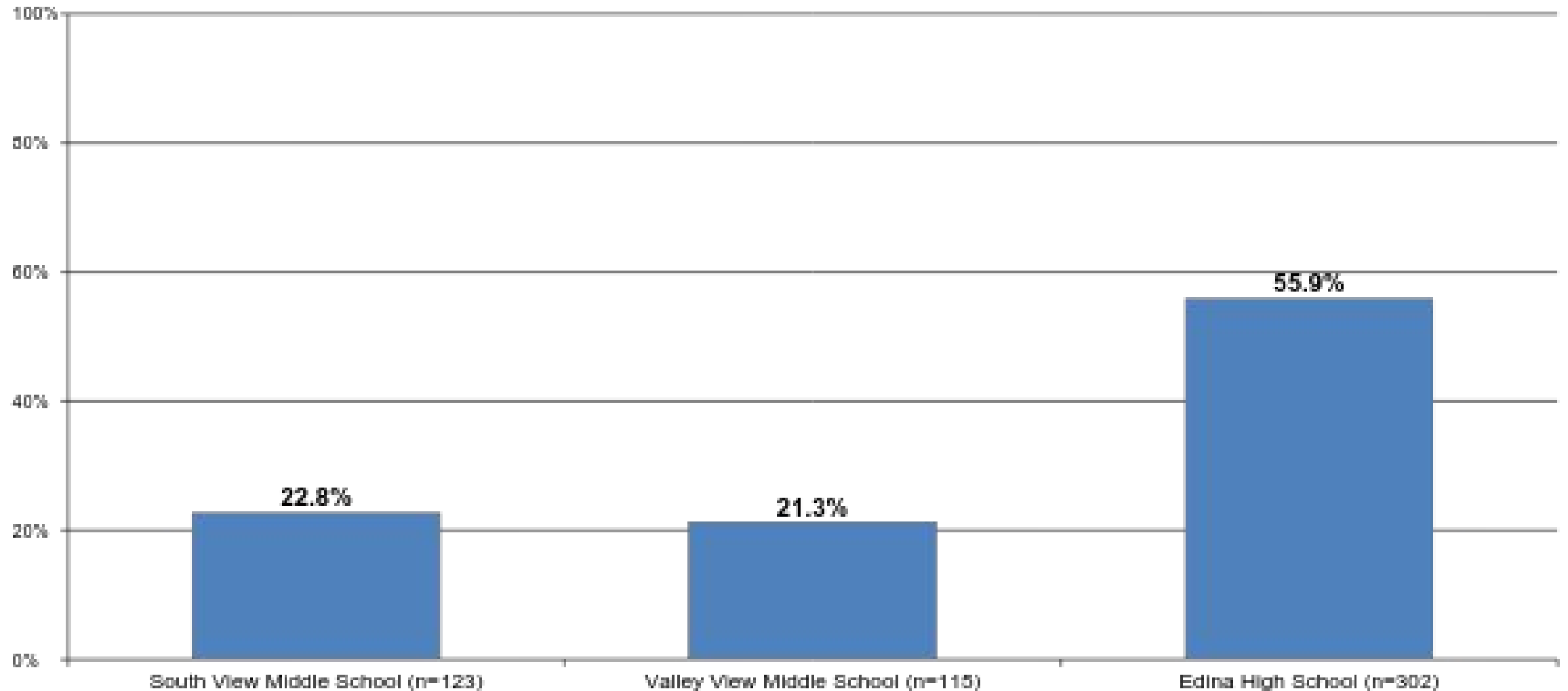
QUESTION	Percent Strongly Agree / Agree			
	ALL	SVMS	VVMS	EHS
The learning experience in my child's classroom is personalized for my child	30.0%	29.3%	40.2%	26.4%
My child can explain what he/she has to learn (<i>in developmentally appropriate ways</i>)	82.3%	77.6%	84.1%	83.6%
My child's strengths and challenges are known by her/his teacher(s)	56.8%	65.2%	59.8%	52.0%
My child often designs, or suggests new ways to demonstrate his/her learning (<i>in developmentally appropriate ways</i>)	34.4%	38.8%	38.3%	31.0%
My child is challenged appropriately based on her/his individual strengths and needs	60.7%	60.0%	65.1%	59.2%
I understand why Edina Public Schools is implementing personalized learning	45.1%	48.3%	48.6%	42.3%

I am satisfied with this school ($n=488$)

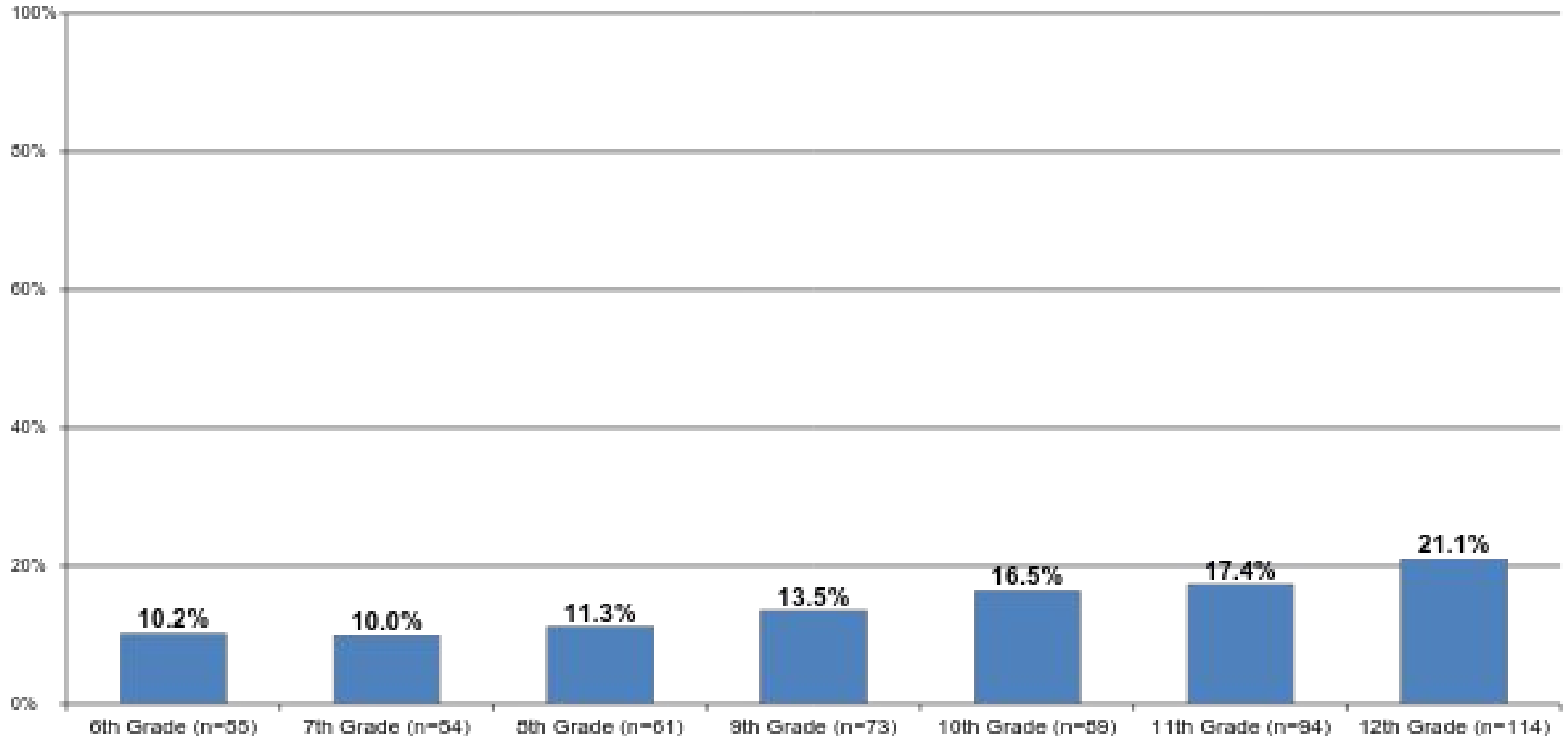


DEMOGRAPHICS

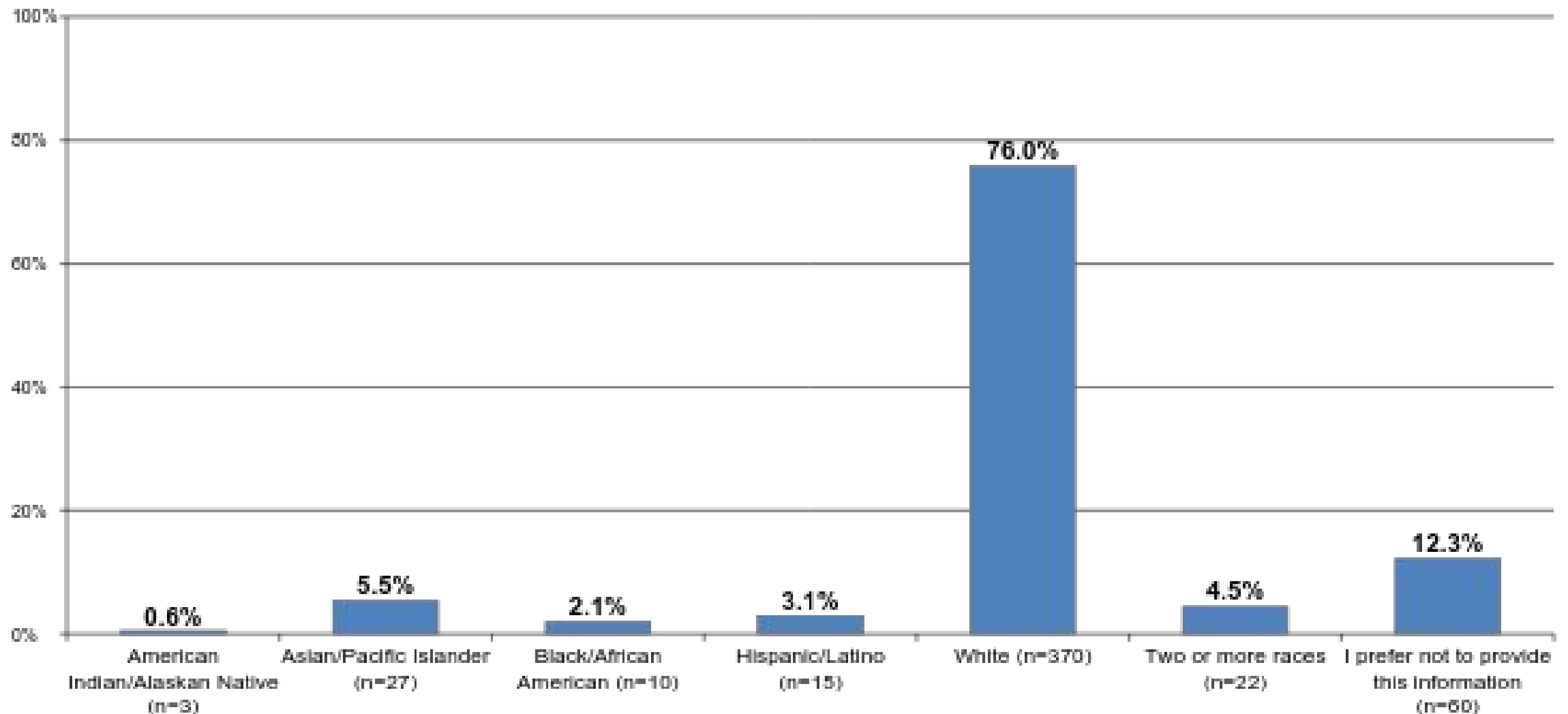
My oldest secondary-age child attends: (n=540)



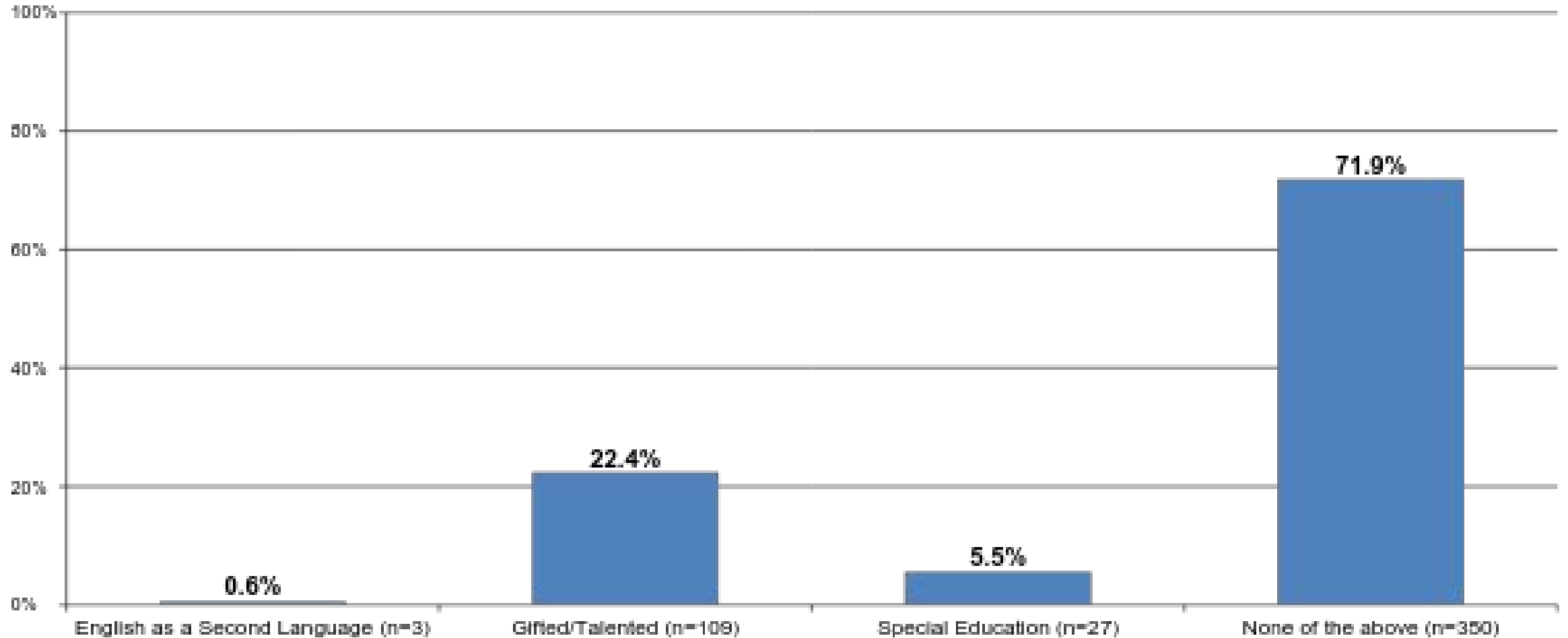
My oldest secondary-age child is in: (n=540)



My oldest secondary-age child identifies as: (n=487)



In which of the following programs does your oldest secondary-age child participate? (check all that apply) (n=487)





EPS Continuous Improvement

*Discussion
Questions
Next Steps*