

K - 12
Family Satisfaction Survey
2016-17

Edina Public Schools



Survey Design and Administration

Revised instrument reviewed for content and flow

- *Survey Design Team*
- *Department of Teaching and Learning / Research and Evaluation*
- *Education Minnesota - Edina*

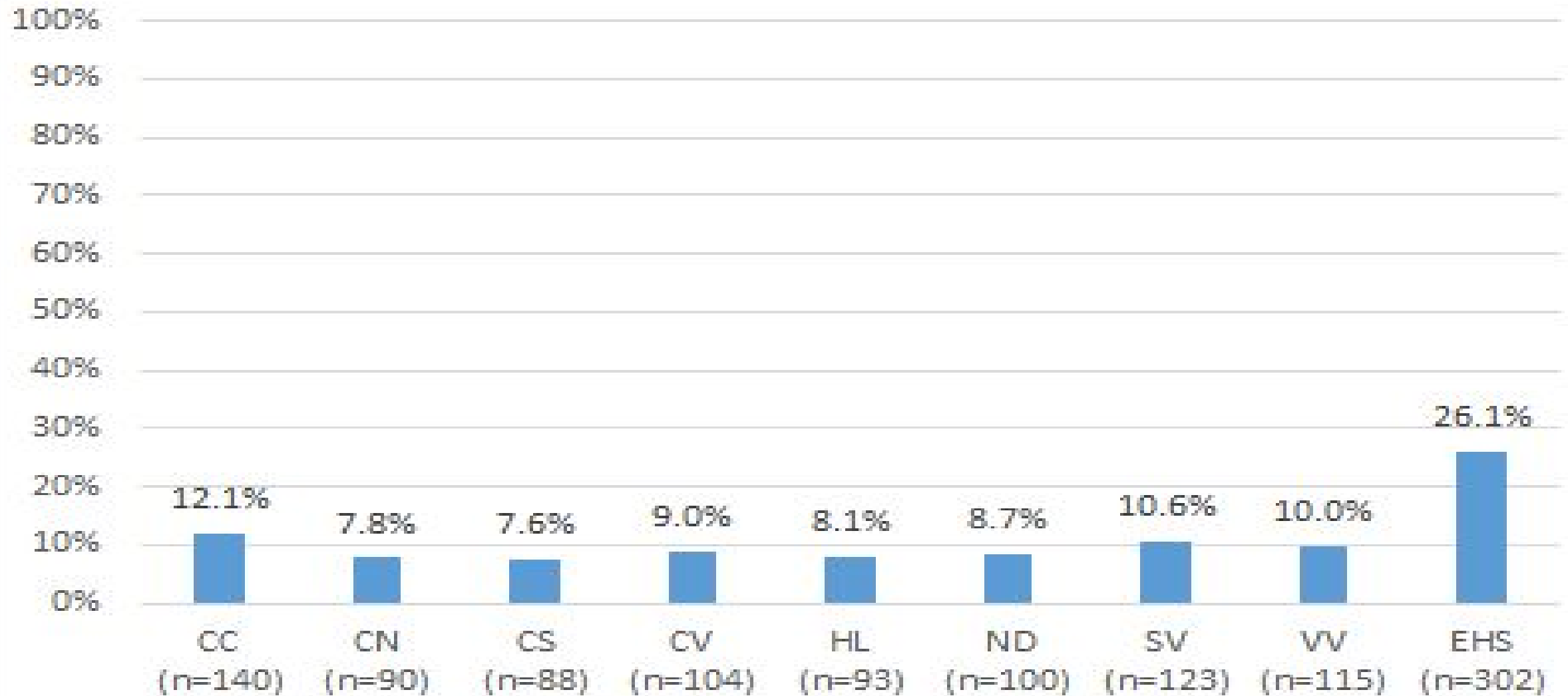
Content

- *Demographics (n=4)*
- *Safe and Welcome Schools (n=5)*
- *Respectful Environment (n=5)*
- *Schools and Learning (n=12)*
- *Classes and Activities (n=3) - Secondary Program Only*
- *Personalized Learning (n=6)*
- *Overall Impressions (n=1)*
- *Open-ended Comments (n=2)*

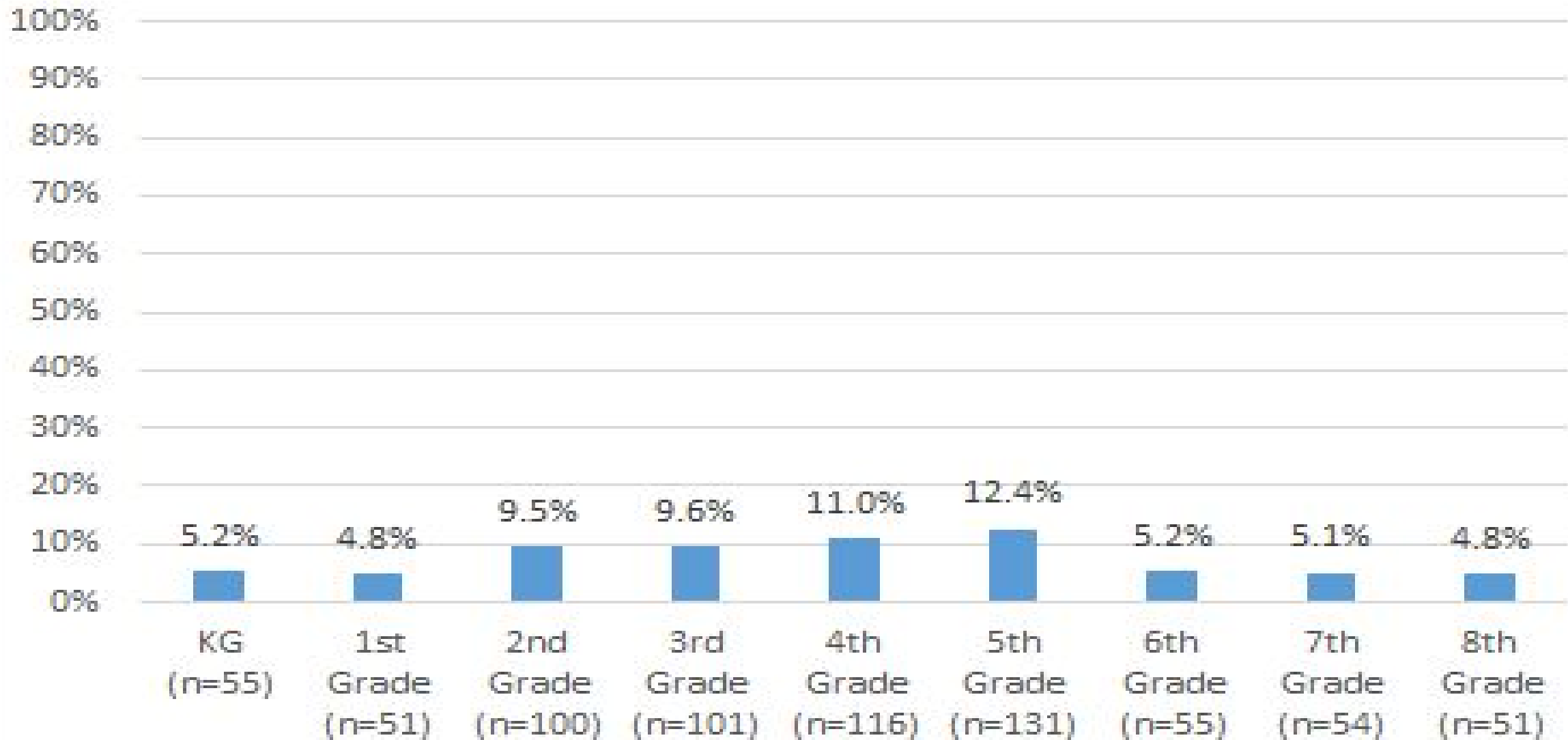
Administered online May 17 – June 6, 2017

Voluntary and Anonymous

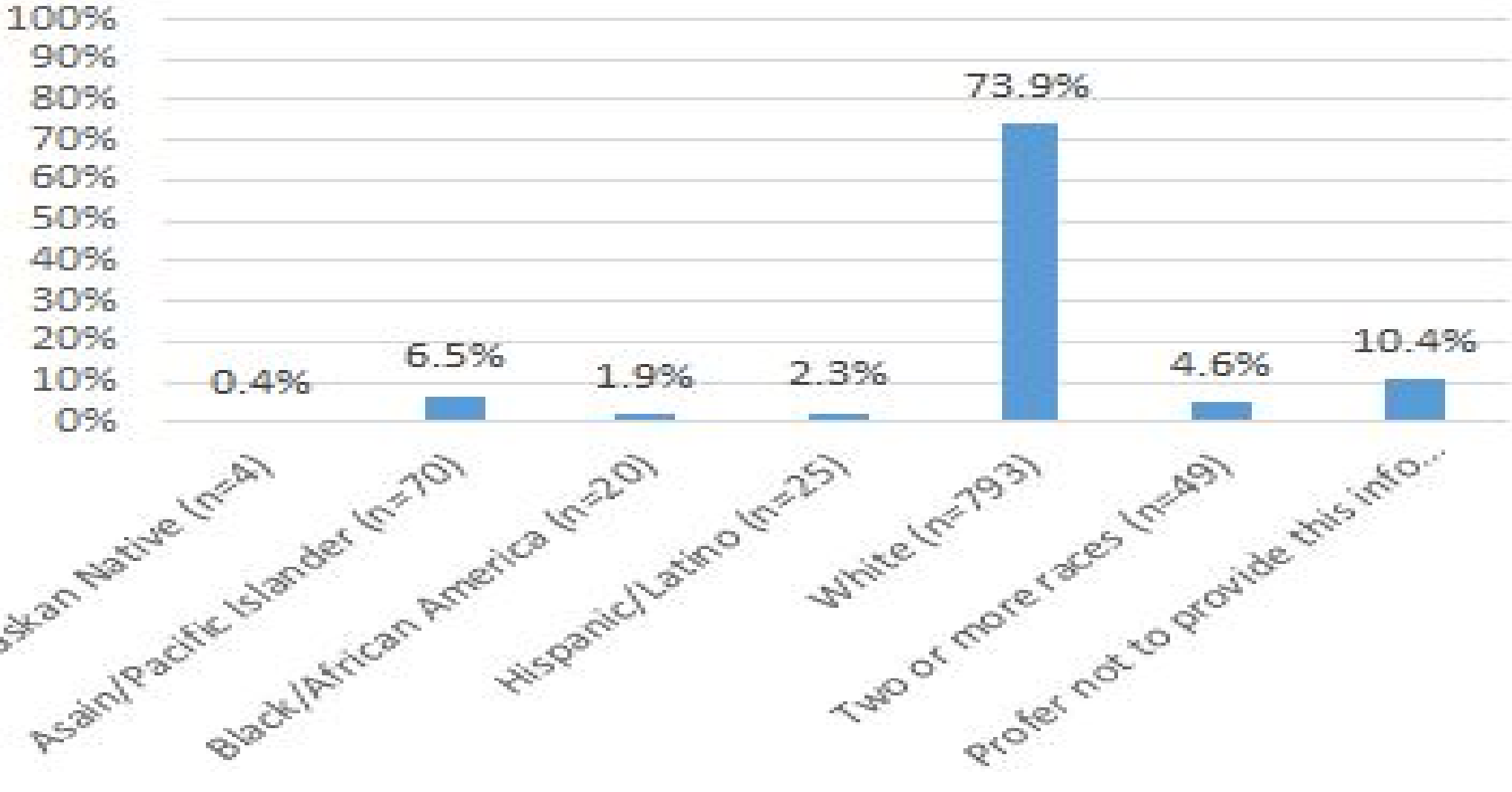
My oldest elementary and or secondary-age child attends: (n=1155)



My oldest elementary and or secondary-age child is in: (n=1054)



My oldest elementary and or secondary age child identifies as: (n=1073)



Safe and Welcome Schools (*n=1129*)

QUESTION	Percent Strongly Agree/Agree
My child likes school	90.0%
The school building is a safe environment	86.5%
When I visit the school, I feel welcome	83.4%
School-to-home communication keeps me well informed	81.3%
Staff create a safe and welcoming environment	83.1%

Schools and Learning (*n=1096*)

QUESTION	Percent Strongly Agree / Agree
The transition into kindergarten worked well for my child at her/his school (<i>elementary family survey only</i>)	82.2%
The schoolwork is challenging and required my child's best efforts	80.2%
My child is learning a lot	86.7%
The school curriculum promotes student achievement in all areas	76.3%
Teachers have high expectations for the success of my child	82.5%

Schools and Learning (*n=1096*)

QUESTION	Percent Strongly Agree / Agree
Teachers use a variety of teaching and learning activities to help my child learn	81.9%
Teachers help my child when s/he needs it	82.3%
The school schedule supports and encourages student success	75.6%
The physical structure of the school supports and encourages school success	65.6%

Schools and Learning (*n=504*) - *Secondary Only*

QUESTION	Percent Strongly Agree / Agree
The transition from elementary to middle school worked well for my child.	79.4%
The transition from middle to high school worked well for my child.	83.6%
Extracurricular activities (e.g., clubs, fine arts, sports, student council, etc.) are available to my student.	90.6%
Extracurricular activities contribute to my child's skills, knowledge and personal development.	84.1%

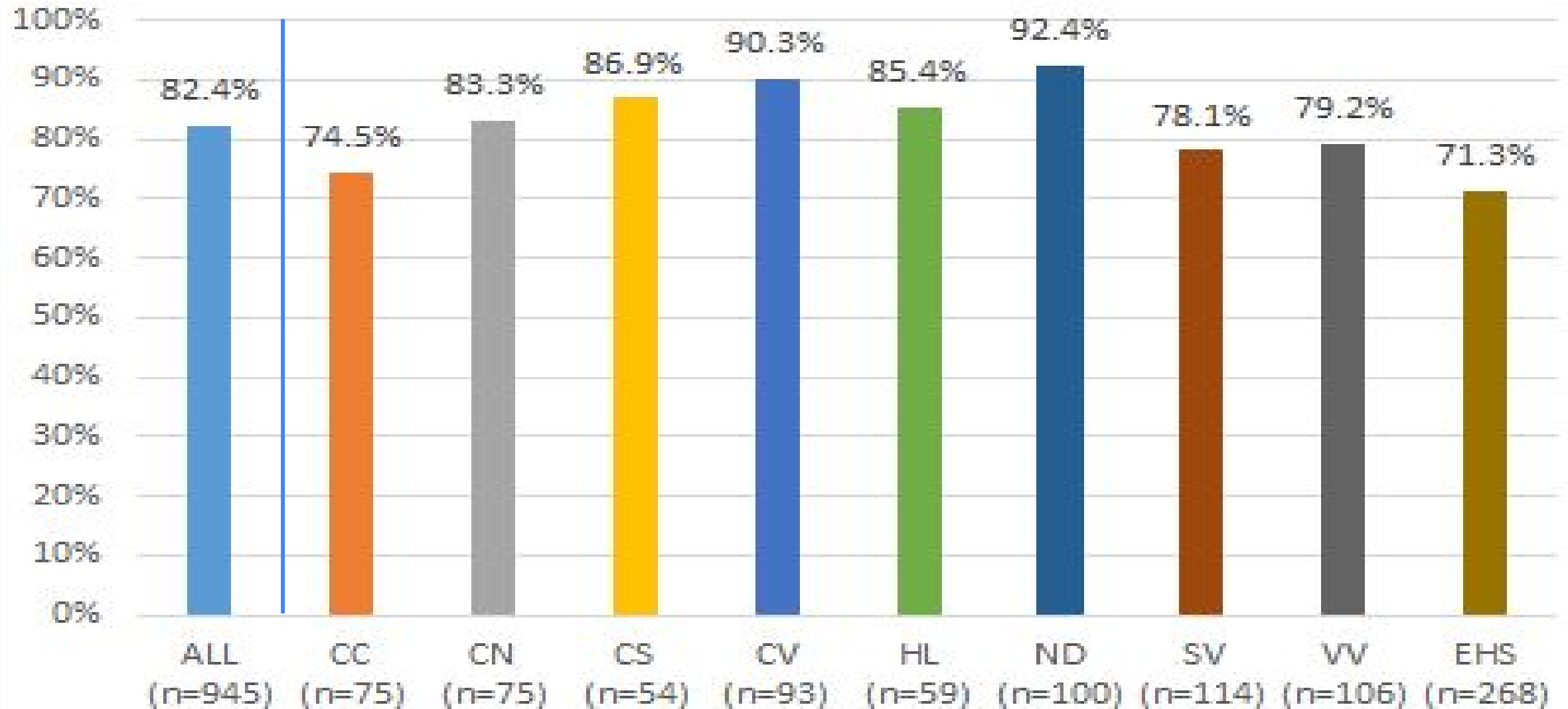
Respectful Environment (*n=1110*)

QUESTION	Percent Strongly Agree / Agree
Teachers care about my child.	88.9%
Students respect other students.	74.7%
Students show respect for adults in the school.	76.6%
Adults in the school treat students with respect.	85.8%
Students are treated fairly no matter their race or cultural heritage	71.0%

Personalized Learning (n=1066)

QUESTION	Percent Strongly Agree / Agree
The learning experience in my child's classroom is personalized for my child	45.3%
My child can explain what he/she has to learn (<i>in developmentally appropriate ways</i>)	82.6%
My child's strengths and challenges are known by her/his teacher(s)	73.3%
My child often designs, or suggests new ways to demonstrate his/her learning (<i>in developmentally appropriate ways</i>)	45.6%
My child is challenged appropriately based on her/his individual strengths and needs	65.2%
I understand why Edina Public Schools is implementing personalized learning	46.0%

I am satisfied with this school (*n=945*)





EPS Continuous Improvement

*Discussion
Questions
Next Steps*