

2015 -16

K-12

Satisfaction Survey

FAMILY

Edina Public Schools

Survey Design and Administration

Aligned to Secondary Family Satisfaction Survey used in 2013-14 and 2014-15

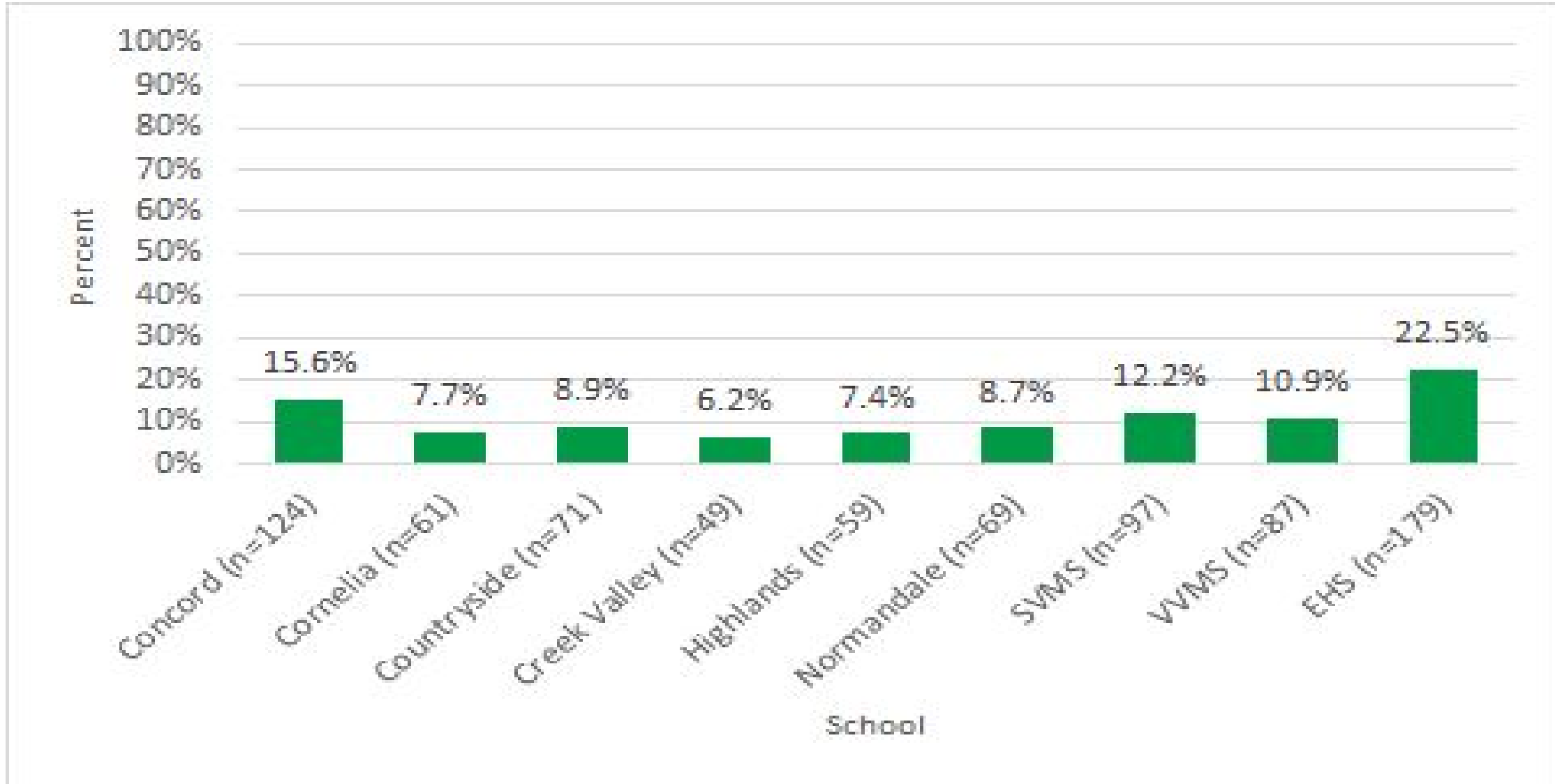
Content

- *Demographics (n=6)*
- *Safe and Welcome Schools (n=5)*
- *Schools and Learning (n=7)*
- *Respectful Environment (n=5)*
- *Classes and Activities (n=3) - Secondary Program Only*
- *Overall Impressions (n=3)*
- *Food Service (n=9)*
- *Open-ended Comments (n=1)*

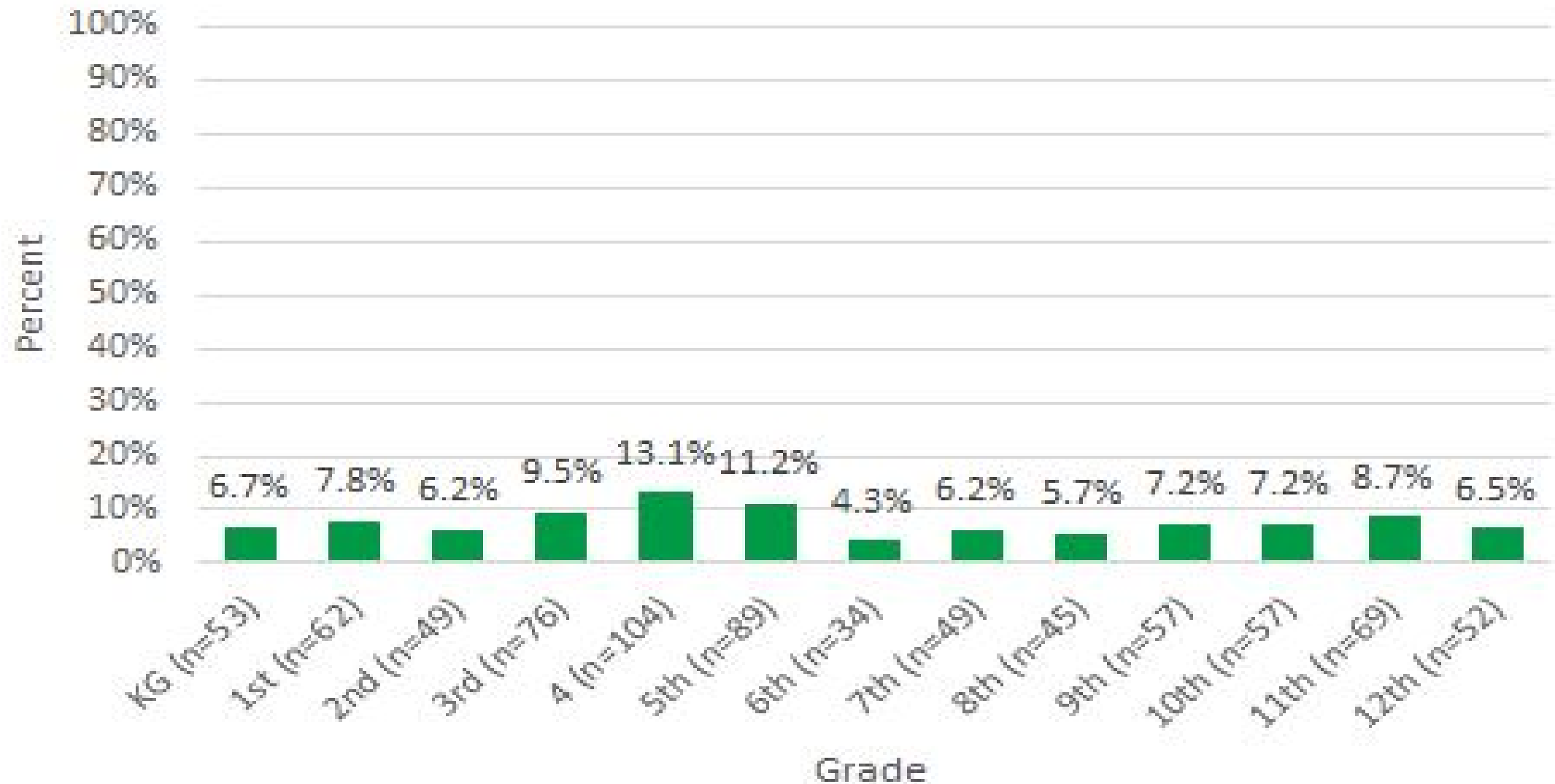
Administered online May 20 – June 7, 2016

Voluntary and Anonymous

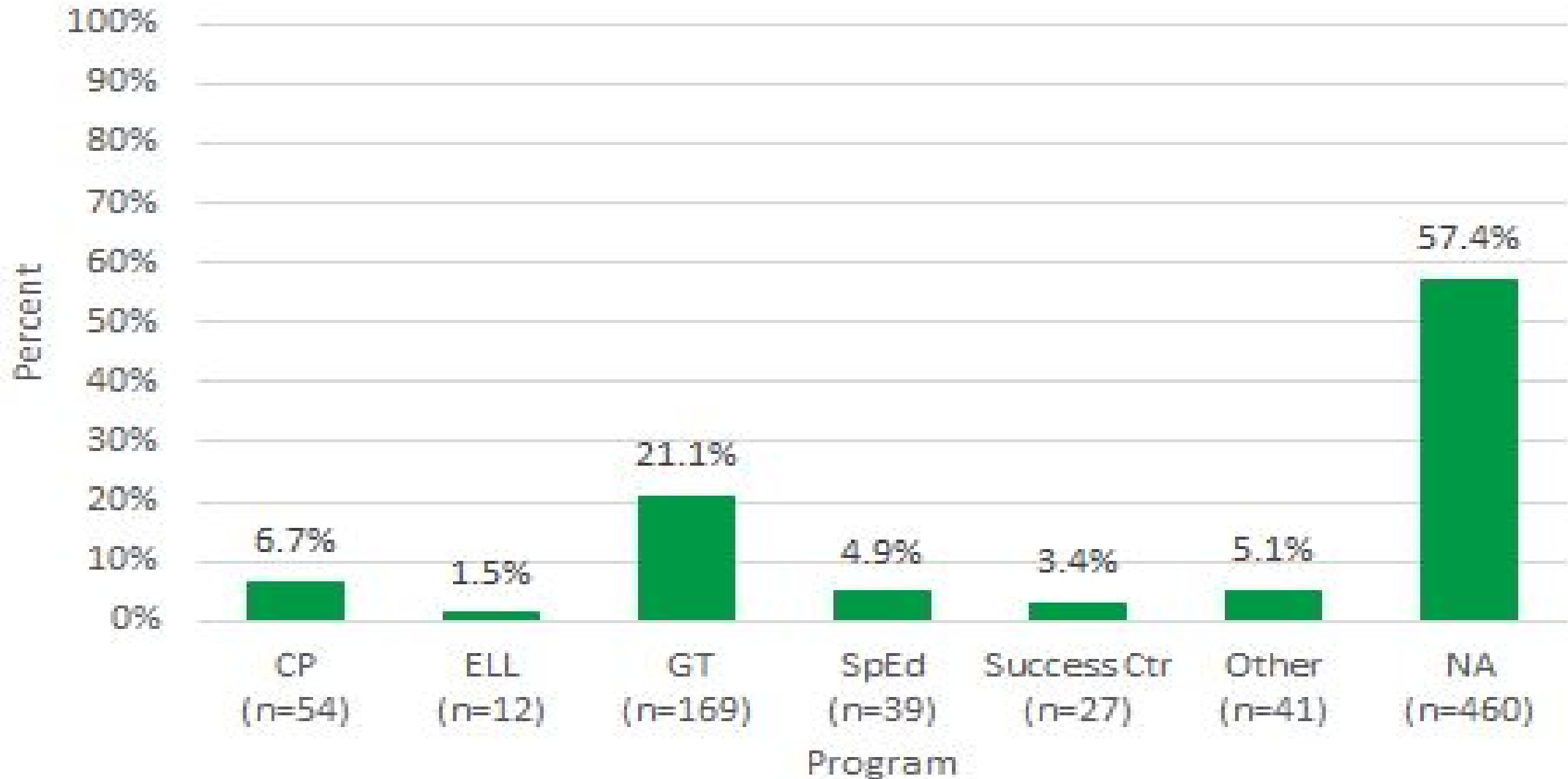
My oldest elementary and or secondary-age child attends: (n=796)



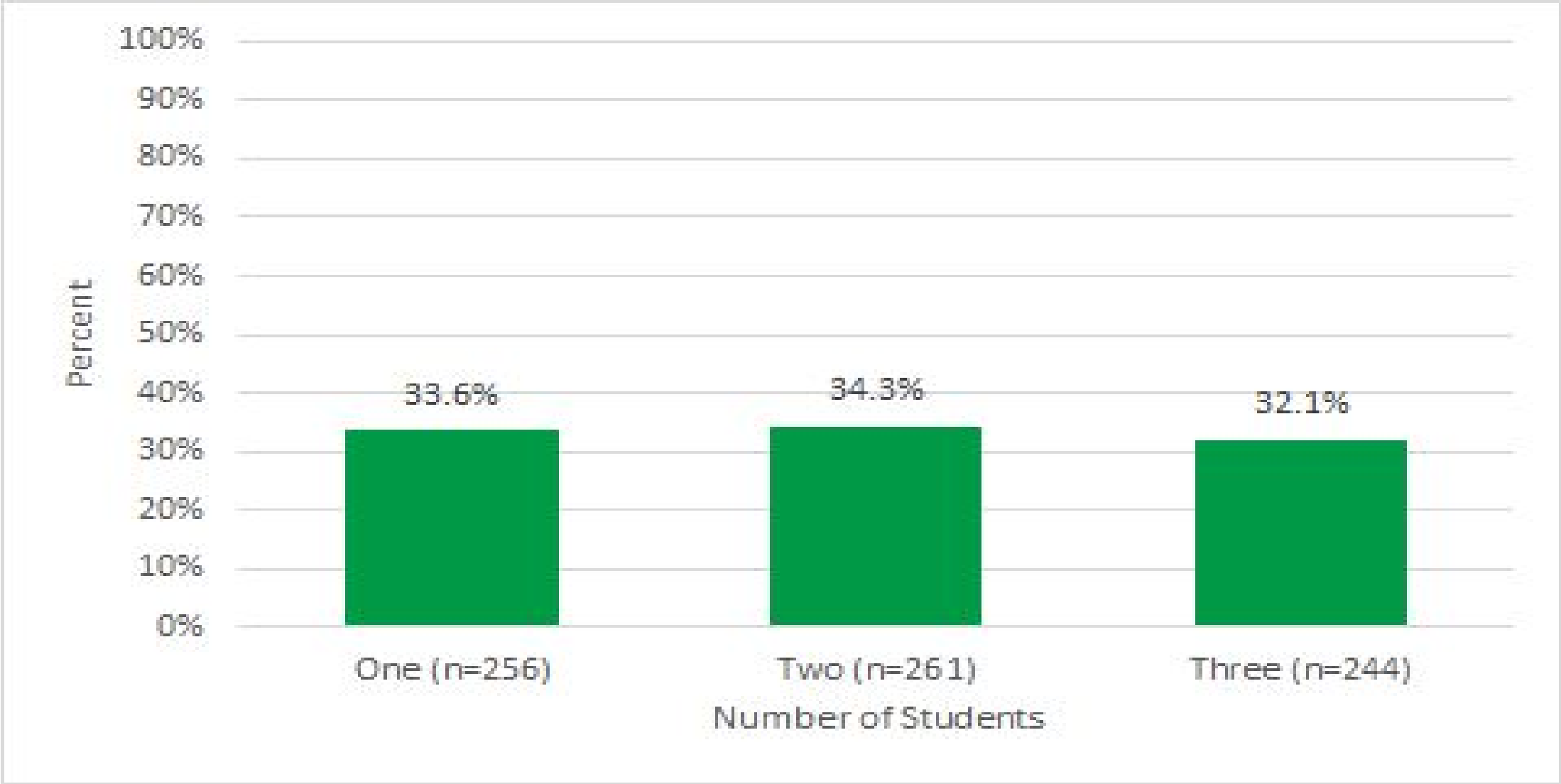
My oldest elementary and or secondary-age child is in: (n=796)



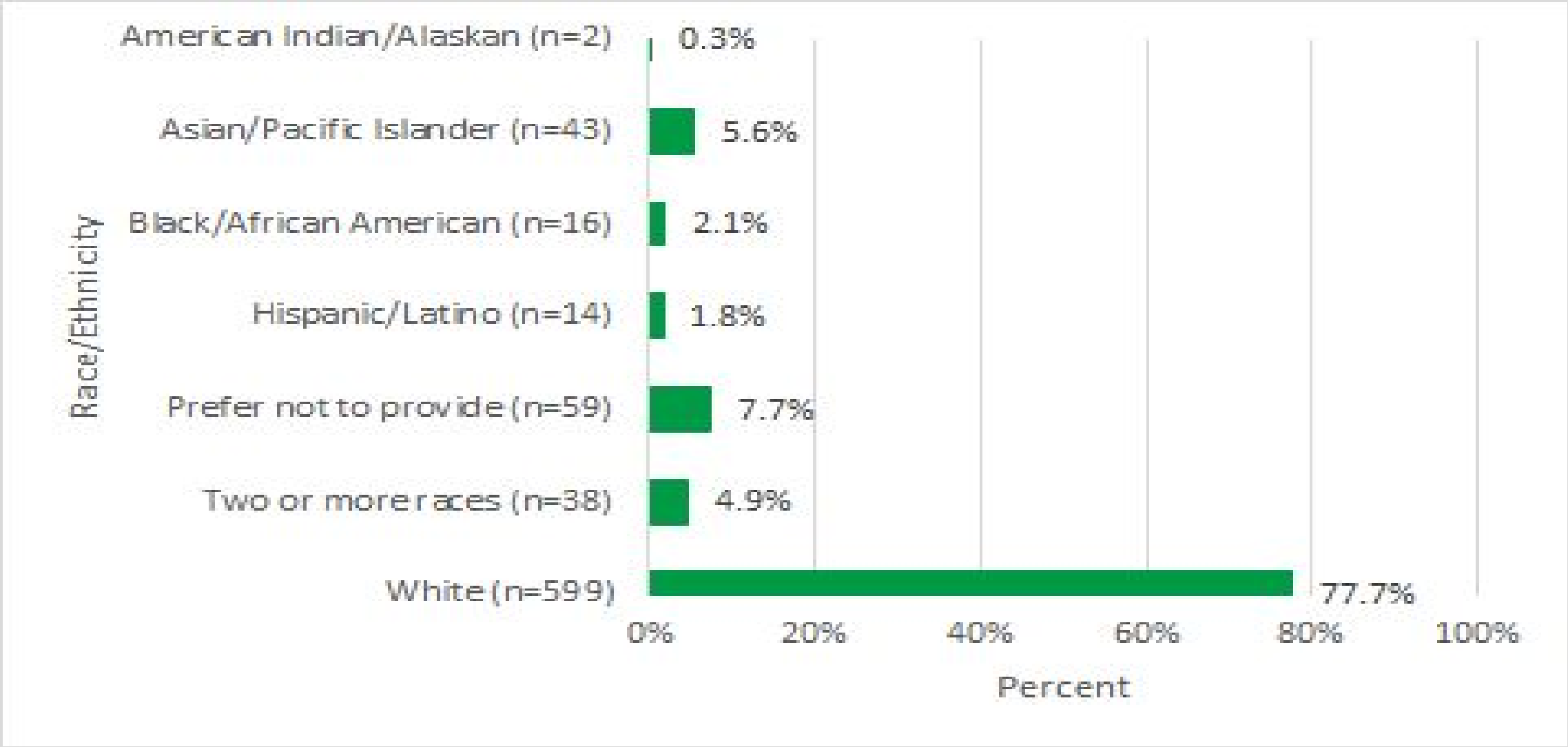
In which of the following programs does your child participate? Please select all that apply. (n=796)



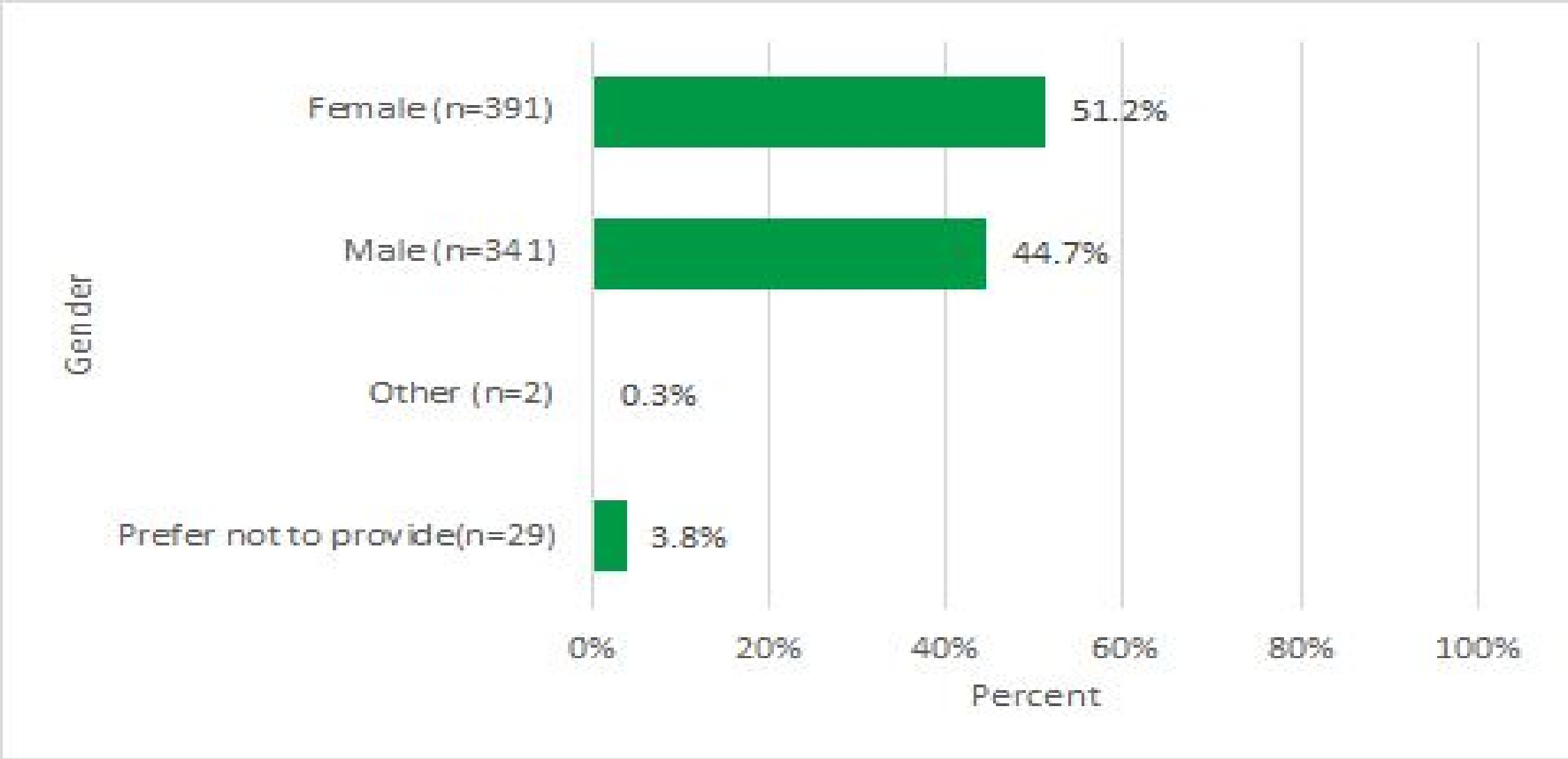
Currently, I have __ student(s) attending Edina Public Schools. (n=761)



My oldest elementary and or secondary age child is: (n=763)



My oldest elementary and or secondary age child is: (n=763)



Safe and Welcome Schools (*n*=784)

QUESTION	Percent Strongly Agree/Agree
I am proud to have a student in this school.	92.7%
My child likes school.	81.6%
The school provides a safe environment.	90.1%
When I visit the school, I feel welcome.	86.0%
School-to-home communication keeps me well informed.	85.6%

Schools and Learning (n=775)

QUESTION	Percent Strongly Agree/Agree
The schoolwork is challenging and requires my child's best efforts.	84.6%
My child is learning a lot.	91.3%
The school curriculum promotes student achievement in all areas.	80.8%
Teachers use a variety of teaching and learning activities to help my child learn.	85.0%
Teachers expect my child to do well.	86.7%
Teachers help my child when s/he needs it.	93.5%
The school structure supports and encourages student success. <i>(Secondary Only)</i>	77.6%
It is important that my child do well in school. <i>(Elementary Only)</i>	99.5%

Respectful Environment (*n=770*)

QUESTION	Percent Strongly Agree/Agree
Teachers care about my child.	89.5%
Students respect other students.	81.4%
Students show respect for adults in the school.	82.0%
Adults in the school treat students with respect.	88.8%
Students are treated fairly no matter their race or cultural heritage.	77.6%

Classes and Activities (n=354)

Secondary Only

QUESTION	Percent Strongly Agree/Agree
The school provides a variety of classes for my child's learning.	93.0%
Extracurricular activities (e.g., clubs, fine arts, sports, student council, etc.) are available to my student.	94.0%
Extracurricular activities contribute to my child's skills, knowledge and personal development.	87.5%

Overall Impressions (n=764)

QUESTION	Percent Strongly Agree/Agree
The transition into kindergarten worked well for my child.	96.0%
The transition from elementary school to middle school works well in Edina. (<i>Elementary Only</i>)	89.0%
The transition from elementary school to middle school worked well for my child. (<i>Secondary Only</i>)	86.8%
The transition from middle school to high school worked well for my child. (<i>Secondary Only</i>)	90.2%
I am satisfied with this school.	86.8%

Food Service (*n*=762)

Indicate your awareness of the following food service items:	Percent “Aware”
How to locate lunch menus.	77.8%
How to locate nutritional specifics related to school menus.	61.3%
School menus include only 100% juice, when offered.	38.9%
School menus include fresh fruit/vegetables every day.	79.9%
Most items on school menus are home-made.	26.1%

Food Service (*n*=755)

Assuming increased meal costs, indicate your level of support for the following items on the “main menu” at your child’s school.

Percent
“Support”

Elimination of highly processed foods (e.g., artificial colors, fillers, preservatives).

84.1%

Elimination of all juice beverage options.

51.8%

Inclusion of locally grown fruits/vegetables.

77.5%

Inclusion of ethnically diverse food options.

63.3%



EPS Continuous Improvement

Discussion
Questions
Next Steps