

2015 -16
Elementary Program
Satisfaction
Survey
FAMILY

Edina Public Schools

Survey Design and Administration

Aligned to Secondary Family Satisfaction Survey used in 2013-14 and 2014-15

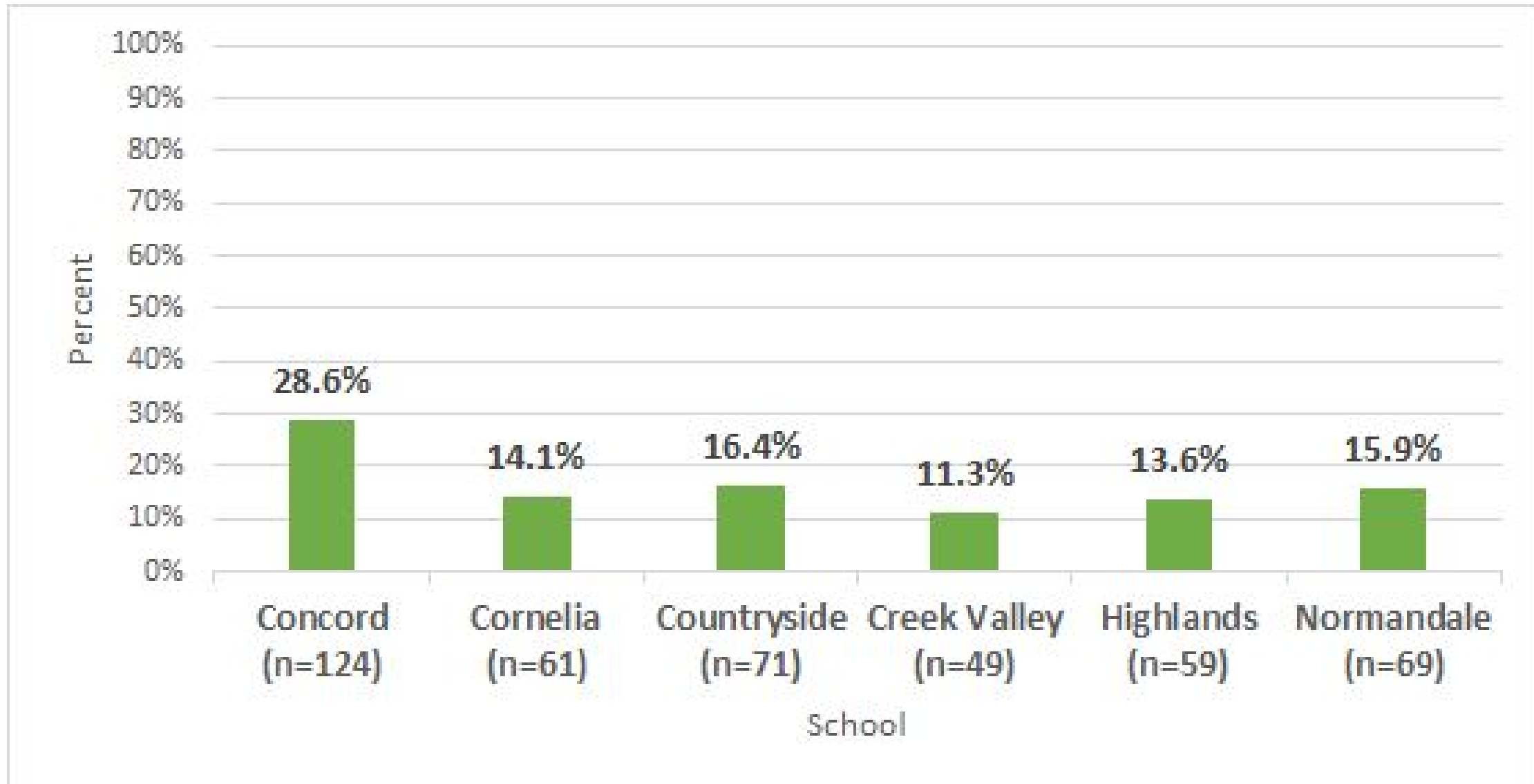
Content

- *Demographics (n=6)*
- *Safe and Welcome Schools (n=5)*
- *Schools and Learning (n=7)*
- *Respectful Environment (n=5)*
- *Overall Impressions (n=3)*
- *Food Service (n=9)*
- *Open-ended Comments (n=1)*

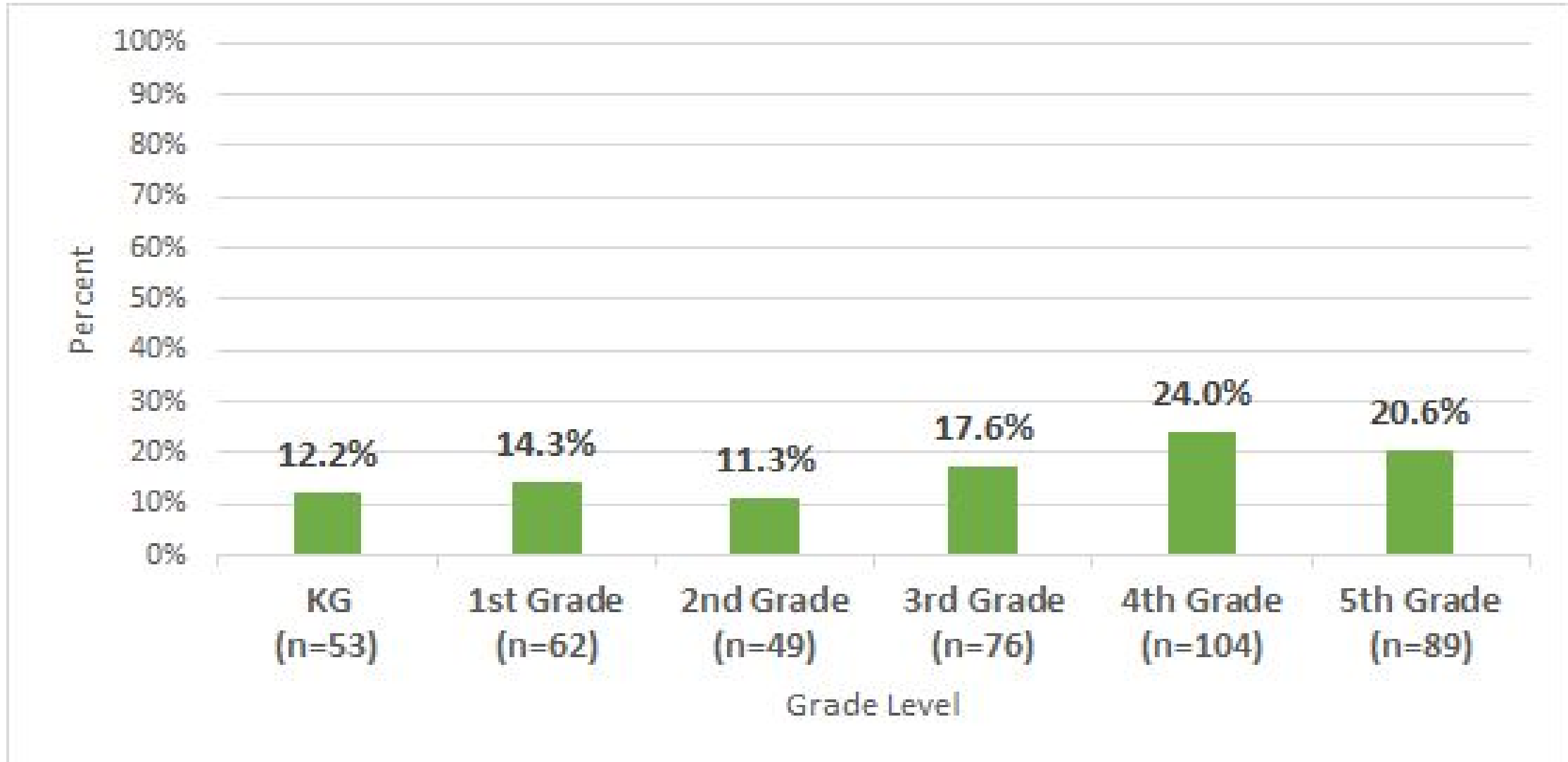
Administered online May 20 – June 7, 2016

Voluntary and Anonymous

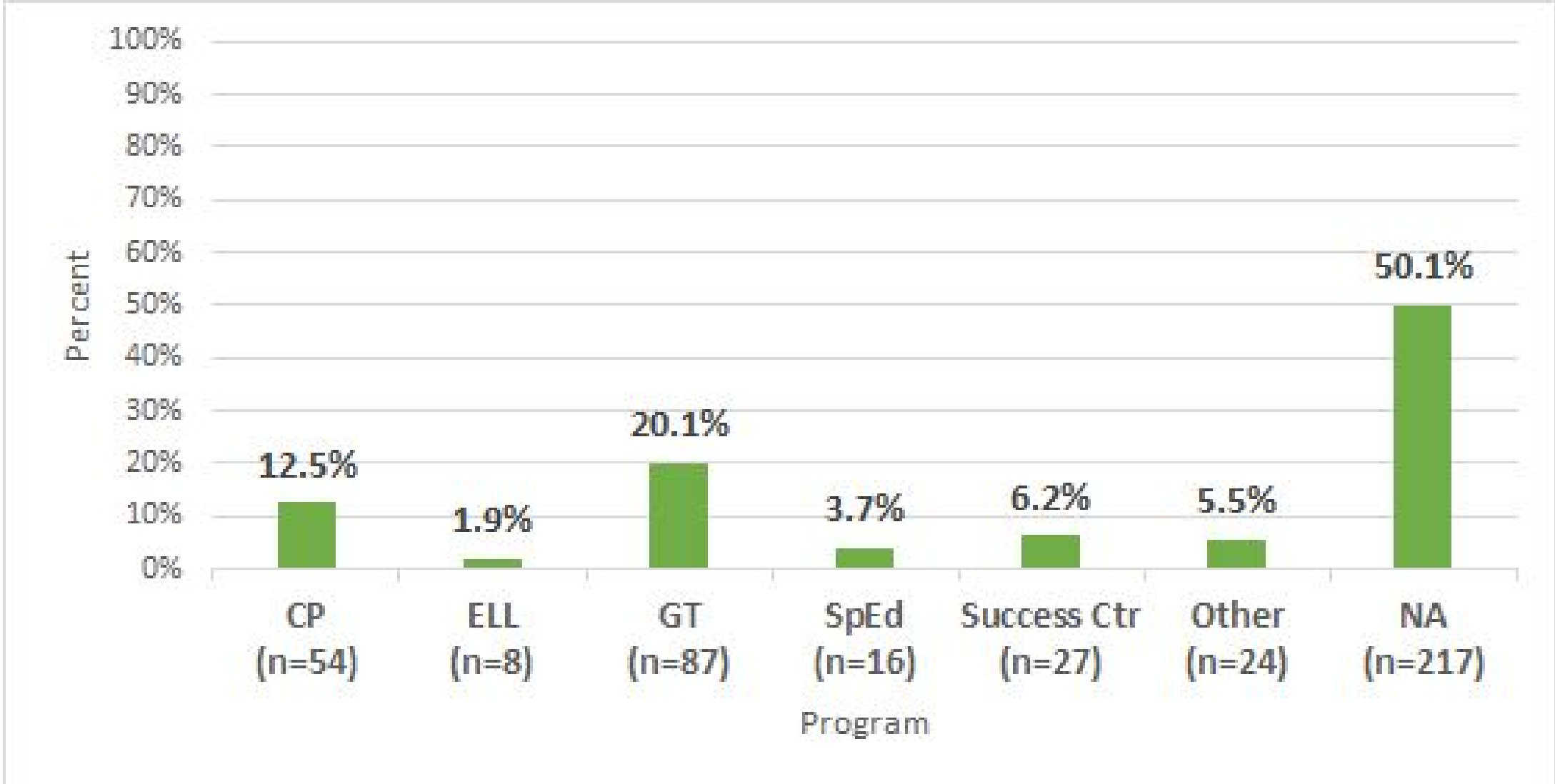
My oldest elementary-age child attends: (n=433)



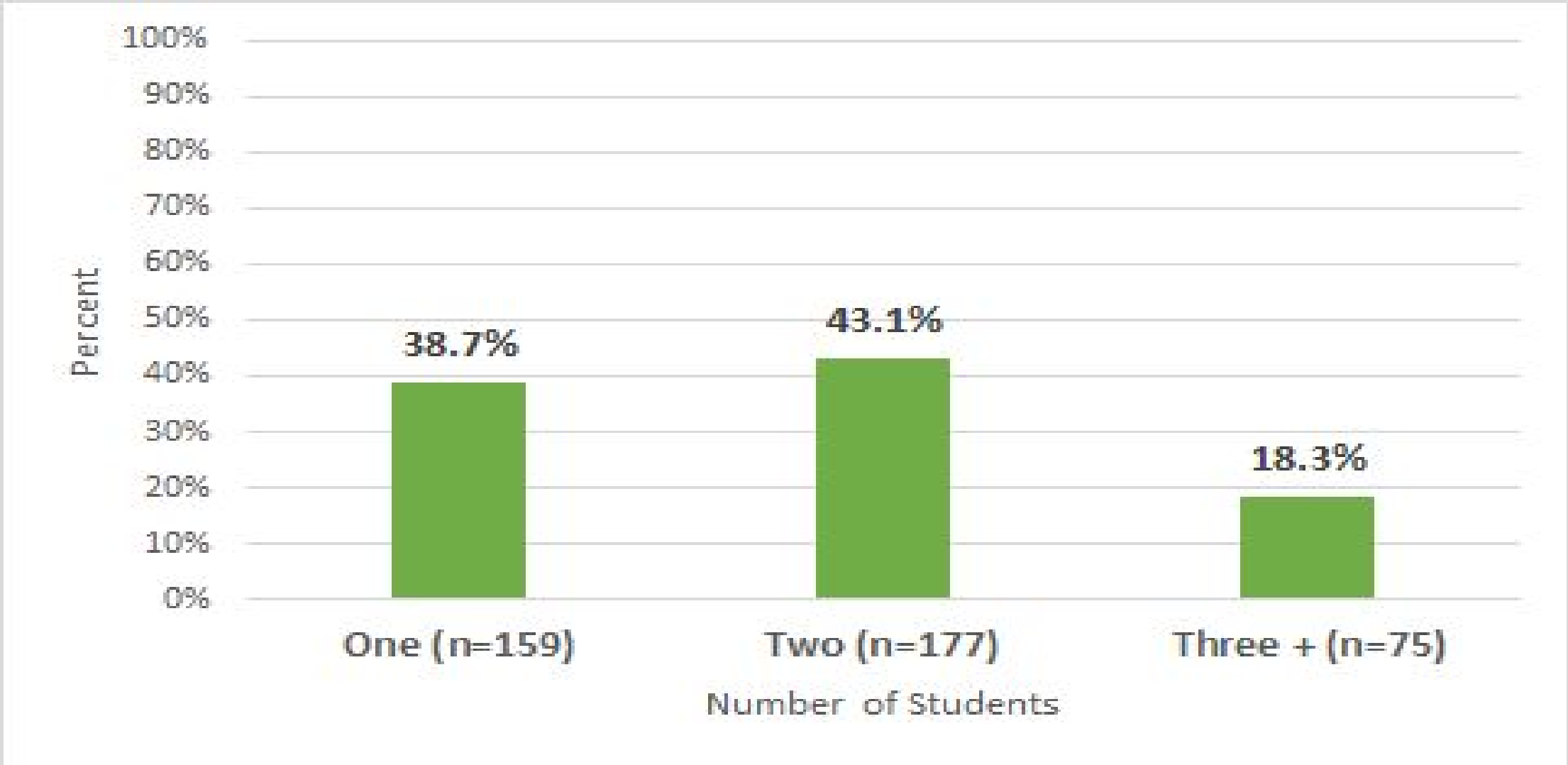
My oldest elementary-age child is currently in: (n=433)



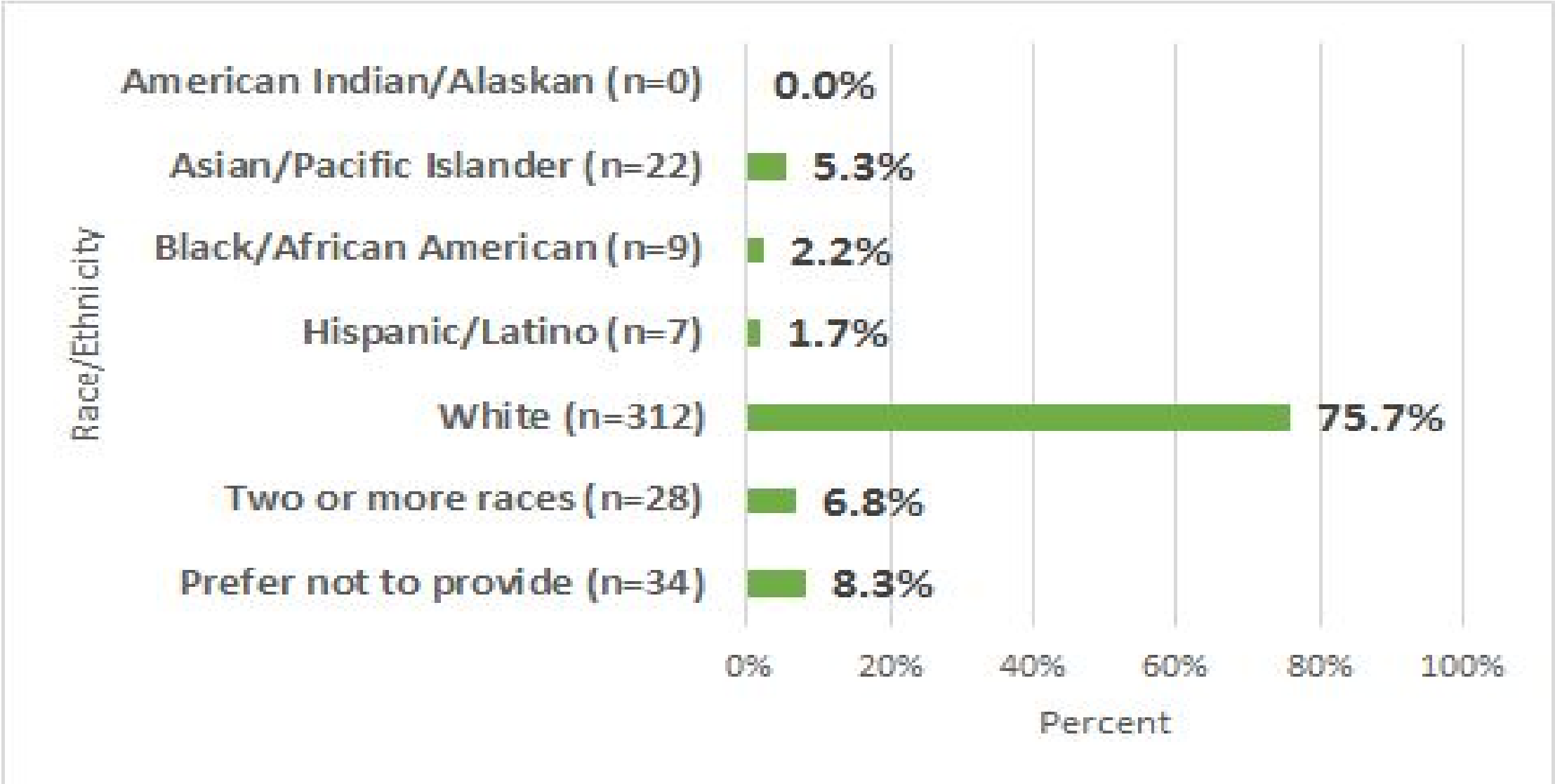
In which of the following programs does your child participate? Please select all that apply. (n=433)



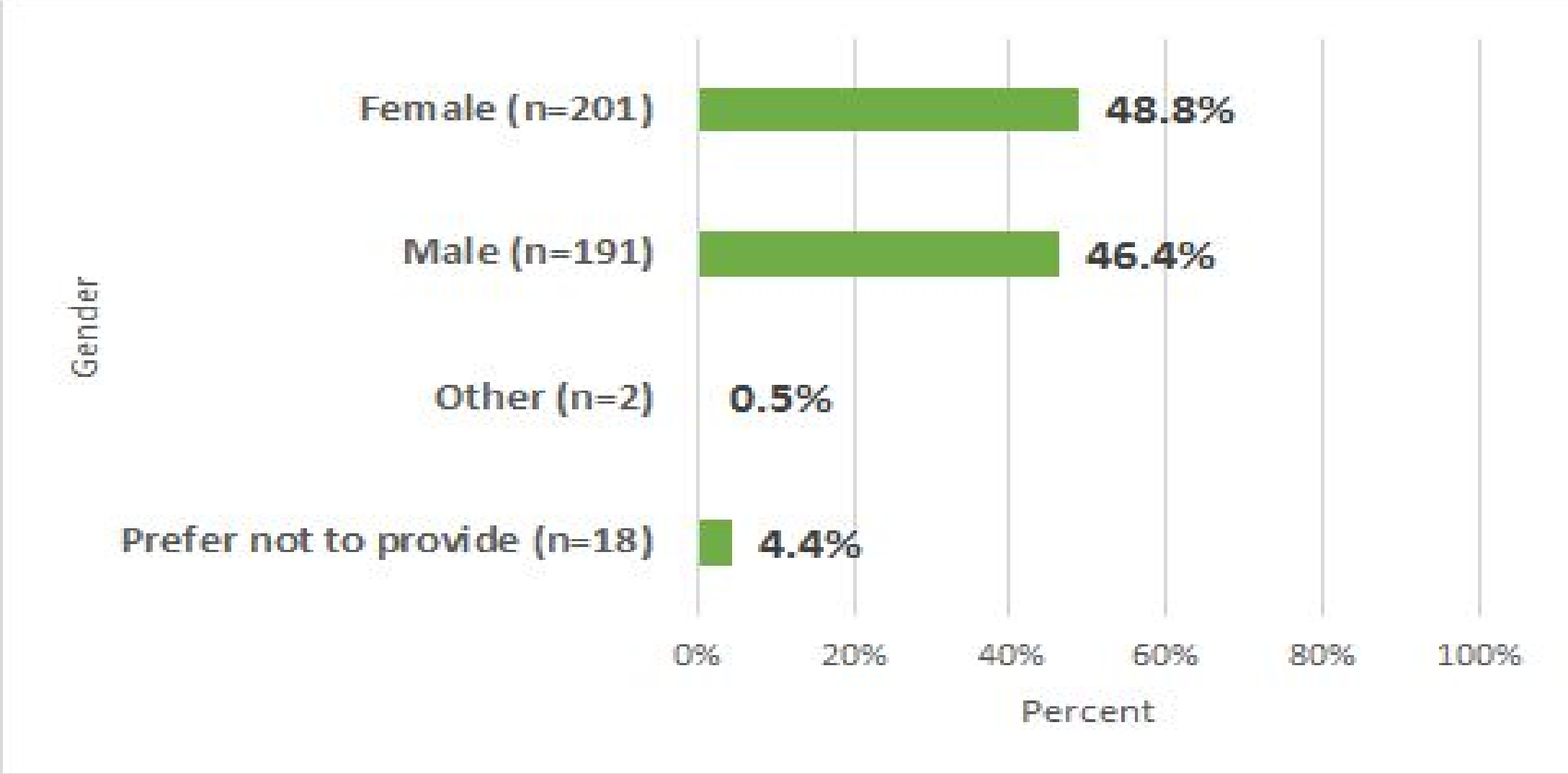
Currently, I have __ student(s) attending Edina Public Schools. (n=411)



My oldest elementary age child is: (n=412)



My oldest elementary age child is: (n=412)



Safe and Welcome Schools (*n*=425)

QUESTION	Percent Strongly Agree/Agree					
	CC	CN	CS	CV	HL	ND
I am proud to have a student in this school.	85.0%	95.1%	95.7%	93.6%	98.3%	97.1%
My child likes school.	95.3%	100.0%	94.3%	97.9%	98.3%	94.2%
The school provides a safe environment.	78.3%	98.4%	92.9%	89.4%	89.7%	97.1%
When I visit the school, I feel welcome.	86.7%	95.1%	84.3%	89.1%	96.6%	97.1%
School-to-home communication keeps me well informed.	88.3%	78.7%	90.0%	92.4%	82.8%	98.6%

Respectful Environment (*n=415*)

QUESTION	Percent Strongly Agree/Agree					
	CC	CN	CS	CV	HL	ND
Teachers care about my child.	95.8%	95.0%	95.7%	95.4%	96.6%	89.4%
Students respect other students.	89.1%	85.0%	89.7%	83.7%	89.5%	90.9%
Students show respect for adults in the school.	85.7%	86.4%	88.4%	88.4%	84.5%	90.8%
Adults in the school treat students with respect.	88.2%	96.7%	95.7%	88.4%	96.6%	90.9%
Students are treated fairly no matter their race or cultural heritage.	77.3%	85.0%	84.1%	81.4%	87.9%	81.5%

Overall Impressions (*n*=414)

Percent Strongly Agree/Agree						
QUESTION	CC	CN	CS	CV	HL	ND
The transition into kindergarten worked well for my child.	95.4%	95.8%	98.1%	100.0%	88.5%	98.4%
The transition from elementary school to middle school works well in Edina.	95.5%	90.9%	93.8%	100.0%	66.7%	87.0%
I am satisfied with this school.	79.3%	90.0%	91.2%	88.4%	87.9%	93.9%

Food Service (*n*=412)

Indicate your awareness of the following food service items:	Percent "Aware"					
	CC	CN	CS	CV	HL	ND
How to locate lunch menus.	92.4%	86.4%	82.1%	81.4%	86.2%	83.3%
How to locate nutritional specifics related to school menus.	79.8%	66.1%	56.7%	69.8%	69.0%	66.7%
School menus include only 100% juice, when offered.	59.7%	44.8%	35.8%	41.9%	32.8%	43.9%
School menus include fresh fruit/vegetables every day.	90.8%	89.8%	87.9%	88.4%	82.8%	81.9%
Most items on school menus are home-made.	42.9%	37.3%	25.4%	20.9%	22.4%	25.8%

Food Service (n=410)

Assuming increased meal costs, indicate your level of support for the following items on the “main menu” at your child’s school.	Percent “Support”					
	CC	CN	CS	CV	HL	ND
Elimination of highly processed foods (e.g., artificial colors, fillers, preservatives)	81.4%	84.5%	85.1%	83.7%	93.1%	95.5%
Elimination of all juice beverage options	61.5%	51.7%	56.7%	55.8%	60.3%	57.6%
Inclusion of locally grown fruits/vegetables	75.4%	77.6%	82.1%	81.4%	91.4%	66.2%
Inclusion of ethnically diverse food options	62.7%	65.5%	62.7%	62.8%	72.4%	63.6%

Comments (n=227)

<i>Theme</i>	<i>CC</i>	<i>CN</i>	<i>CS</i>	<i>CV</i>	<i>HL</i>	<i>ND</i>	<i>TOTAL</i>
Pleased with school/EPS	12	6	7	5	10	13	53
Positive comment - teachers/ staff (caring, engaged, compassionate, group conferencing etc.)	21	8	4	4	7	6	50
Suggestion for improvement - principal (communication, engagement, presence, etc.)	28	2	1		1		32
Improve academic experience/ more rigor (science, math, GT, LA, writing, balance)	8	6	2	3	5	5	29
GT (maintain, add K-2 service, expand to science and tech, open access, more transparency re: ID, needs improvement)	7	6	1	2	2	8	26
Building security concerns	9	3	2	1	6		21
Address student behavior/ bullying	6	2	1	2	3	3	17
Improve building/ district communication (streamline, timing, more concise, curriculum)	9	4	2		1		16
Suggestion for improvement - school board/ district admin (transparency, decision-making)	7		1		2	5	15
Lunch/ Food (better food, more local, longer lunch, allergy-friendly, eliminate junk/ treats)	5		3	2	2	3	15
Improve teacher communications (standardize, relevant, more, grouping notification, more welcoming, include comments on report cards)	5		1	1	3	2	12
Suggestion for improvement - teacher/ staff (engagement, approachability, availability, professionalism)	2	1	1	2	1	3	10
Positive comment - principal (authentic, approachable, strong leader)	6	1	2		1		10



EPS Continuous Improvement

Discussion
Questions
Next Steps